

The NIMBLE THIMBLE


www.nbqa.org



Ladies:



Happy Spring!

It's been a long winter and I'm so happy to see the flowers and bushes finally blooming. With some light coming with a vaccine  we hope by years end we can be together again in person for meetings and workshops. I have truly enjoyed our Zoom encounters, from meetings with speakers to workshops and "sip and sew" nights.

This new world of Zoom has opened our eyes to so many new things. It's a very good possibility that Zoom will stay with us even after we can meet socially. Perhaps as a hybrid method of meeting for those snowy and cold nights in the winter, when we would rather stay home with a glass of wine and our slippers and have a meeting on Zoom. Sounds good to me! It's a great alternative in so many positive ways, as we are getting to the age where a warm cozy house sounds comfortable. And it is so nice to see everyone, and what their world looks like.

As another NBQA year comes to an end, I want to thank all who have made my 3 terms as your president so successful. It has been quite a journey, and I appreciate all my board and committee members, past and present, for withstanding all the bumps in the road that we have endured. We couldn't have accomplished all the things we have without the support of them and our membership.

This guild has been here teaching, supporting, and offering friendship for 45 years. That is such an achievement. When I was going through the list of past presidents, I was reminded of the ladies who had laid the foundation for NBQA, those who have passed and those who are still with us. We thank them for their service and guidance for making our guild achieve this milestone.

This is a great time to become a new leader of NBQA. Our present board is stepping down, and we are looking for "new blood". I am thankful to finally say we do have interest in the offices of vice president, secretary, and treasurer, which is wonderful, as they are integral parts of this organization. I will continue as president for a final term, unless someone is interested in serving, even as Co-President with me.

If you are still considering becoming part of the board, please contact Louise or me before the May meeting. Consider becoming one of the leaders of NBQA and be part of the history and future of this GREAT association, "where friends are made and talents are shared".


The 2022 Quilt Show is now being planned for next April. That too is a great chance to become involved with OUR guild. It takes an army or two to bring this major project together, with planning, setup, hosting, demonstrations, basket making, door admissions, the list goes on and on..... Please consider helping in any way you can, as this show is OUR show, not only to showcase our talents, but to bring the quilt community and others together.

Keep safe and I will see you on Zoom.

Geri Bergreen

President

Count your blessings. Stitch Them one by one!!



MEETINGS

**Board Meeting Thursday May 6, 2021, 6:30 p.m.
General Meeting Thursday May 20, 2021, 6:30 p.m.**

**ZOOM meeting format until further notice
Invitation for Zoom meetings to be emailed the week the
meetings will be held**

PROGRAMS

On Thursday, May 20th we will have Sherri Noel from Rebecca Mae Designs present on "Finding My Quilt Voice". She will also do a workshop for us and that will be on Saturday, May 22. In this workshop we will cover different applique techniques to give your quilts a voice. You will need to purchase the book "*Text IT! Quilts and Pillows with Something to Say*" for the workshop and Sherri is offering NBQA members 15% off the book and everything else on her website using the code WELCOME 15.

We will open programs in September with Jody Beck, in October we will have Ann Turley and in November we will have Karen Miller. December we will do our *sit and sew* and in January of 2022 we booked Stephanie Hackney from Hobbs for a lecture but no workshop.

We will open these Saturday morning workshops for signups in August.

Gail Macera
Tina Zuffoletti
Programs




IN PERSON EVENTS!!

- Ryco Fabrics will be holding its annual *Teachers Textiles and Tea* event on Saturday, September 18th, 2021. This function will be held for the entire day, 9:30 to 5:30, at 25 Carrington Avenue, Lincoln, RI.
- Ninigret Quilters will be holding the *Ruby Jubilee* Quilt Show October 15th thru 17th, 2021 from 10 am to 4 pm daily. It will be held at the Westerly Armory, 41 Railroad Avenue, Westerly, RI. Over 100 quilts will be displayed along with vendors and raffle baskets.

3rd Generation Experienced Mechanic

All sewing machine makes and models



SEWING MACHINE SERVICE & REPAIR

11 Anna Sayles Road Lincoln, RI 02865

anthonyferranti1@yahoo.com

Anthony Ferranti
(401) 529-5488



Scanned with
CamScanner

Free pick-up and delivery
Servicing MA, CT and RI

Island Creations by Louise

Louise B. Pankiewicz - Owner

55 Island Drive
Coventry, RI 02816

401-821-7409

401-323-0255 - cell

email: louisebpd@yahoo.com

www.islandcreationsbylouise.blogspot.com

<http://etsy.com/shop/IslandCreationsbyLou>



QUILT SHOW NEWS

Planning for the 2022 show is underway. The tentative dates are April 23rd and 24th at North Kingstown High School. The name of the show will be *Spring Celebration*. Show applications will be due by the February 2022 meeting. There will be an opportunity to have your quilts judged in March at the Exeter Public Library. There is a fee for judging, and you will have to deliver the item to Pat Harrison in advance and retrieve it at the end of the judging day. Judged quilts are eligible to win ribbons, and all judged entries receive comments from the judge regarding areas of excellence and opportunities for improvement. Both judged and non-judged quilts are eligible to win a Viewer's Choice ribbon.

Anyone interested in vending at the show should contact Louise Pankiewicz. We will be holding a basket raffle at the show and are looking for completed baskets of items of interest to quilters. I am looking for someone to co-chair the show with me. This is a great opportunity to learn the nuts and bolts of putting on an event. If you are interested, please contact me at joanpotter1@cox.net."

Applications and pictures that were submitted for the 2020 Quilt Show will be returned this year. An envelope for each contributor has been prepared and will be available at in-person gatherings such as *Comfort Quilts*. Any envelopes not picked up by the end of the year will be mailed.

Now is the time to be thinking about what you would like to enter in the show. We hope every member will enter at least one quilt. There is no limit to the number or size you may enter, but we reserve the right to eliminate some entries due to space considerations. All techniques for quilt construction are welcome, including traditional, contemporary, art quilts, hand and/or machine quilted, professionally quilted or quilted by you, use of a published pattern, original design, use of panel or "cheater cloth" prints, summer challenge or other contest entry, bed quilts, wall hangings, framed quilt pictures (you must provide an easel for framed pieces), juvenile or holiday theme, clothing, tote bags, table runners and other décor, etc. The only requirements for all entries are that the quilt is finished and you haven't previously shown it in an NBQA quilt show (other shows are OK).

Joan Potter
Quilt Show Chair



Sue's Creations
Long Arm Machine
Quilter

Susan Ellis
1291 Middle Road
East Greenwich, RI 02818
401-742-7702
suescreations1291@gmail.com

**SEWING, QUILTING
FABRIC & NOTIONS**



the-sew-op

- Classes
- Workshops
- Summer Camps

14 Phillips Street, Wickford • 447-5500 • the-sew-op.com

RAFFLE QUILTS

The winner of the Raffle Quilt for 2020-21 will be chosen at the May 20, 2021 Zoom meeting. Please get all ticket stubs to Celia Schnacky, 36 Blackmore Street, East Greenwich RI 02818 by May 15th, and money to Sue Ellis, 1291 Middle Road, East Greenwich, RI 02828.

The new Raffle Quilt for 2022-23 will be unveiled at the September 2021 general membership meeting. We will be back on track with the Raffle Quilt being awarded between quilt show years. Things got a little extended due to Covid, but we raised lots. A final accounting will be in the Summer newsletter. Thank you all for your support in this major fundraiser for the guild.

NBQA VESTS AVAILABLE

Full zip, black fleece vests embroidered with NBQA LOGO on left front, name on right optional

Cost: \$30 SM-XL; \$32 2XL

Contact Denise Greenlund @401-480-6567 to order

GOVERNOR GINA COVID-19 QUILT

This quilt is beautiful! Special thanks to Celia Schnacky for organizing this project, and to Sue Ellis for her machine quilting. And a big thank you to members and their children who made some wonderful squares to symbolize this pandemic in Rhode Island.

President Geri has been in contact with Secretary Gina's assistant, and is in the process of coordinating a presentation of the quilt to Gina. More on this to come soon.

Again, thanks for all the help and interest in this project.



REBUS ANSWER

Thanks to all for supporting the President's Facebook Contest. Hope the winners are enjoying their prizes. I'm working on my blocks.



RESULTS FOR QUILTER'S COLUMN QUESTION, MARCH/APRIL 2021

A big thank you to Pat Ferguson for sending some very valuable information in response to our bonus from the March/April 2021 Newsletter !!

I Press seams A) always open, B) always to one side, C) Whatever is best for the block/project.

The following is Pat's contribution:

Here is some information to consider regarding pressing seams open or to one side. Pressing seams to one side often makes it easier to piece as you can "nest" seams that meet. Whether to press seams open or to one side--it is important to look way ahead and consider how you are going to have your final 3 layer sandwich quilted together. If you are going to choose an edge-to-edge overall pattern or pantograph, it does not matter how you press your seams.

If you choose custom quilting for your final 3 layer sandwich, seam direction pressing does matter. As a longarm quilter, when custom quilting a quilt, I like to highlight elements in a block (like stars, or triangles or squares) by stitching-in-the-ditch (stitching on the low side of the seam pressed to one side). This makes the elements "pop" and makes the quilt look sharp and crisp. Many times I will ignore seam pressing directions in a pattern to have the seams go in the direction that enables me to stitch-in-the-ditch all the way around the main elements or to "pop" certain colors in a quilt.

If you press your seams open, you no longer have a ditch, so you lose the option to stitch-in-the-ditch in the final 3 layer sandwich quilting process. If you stitch the center of a pressed open seam, you will weaken the seam because you are stitching on top of the stitches, not on fabric, forcing the seam apart.

So, think ahead as to how you would like to have your quilt look in the final 3 layer sandwich quilting process.

Pat Ferguson

What is (are) your favorite quilting ruler(s) and why?

Elizabeth Bray....Long ruler.

Myra Paull...I most often use a 3" x 18" ruler, occasionally a 5" square and recently acquired a 12" square. I also often use a drafting triangle with a right angle.

Sally Cooper...Taj by Creative Grids. Great for quilting motifs. Westalee arc ruler that came with the ruler foot. I like it for straight lines and gentle curves,

Paula Weston...I really like O'lipfa rulers They are great for trimming/squaring because they have lines, not just ticks, to mark increments, and have black lines on one side and yellow lines on the other to accommodate both light and dark fabrics. They are hard to find though, even on line. I also like my Creative Grids Log Cabin Trim Tools. Perfect log cabins every time!

SCHOOLHOUSE SHOP HOP

The *Schoolhouse Shop Hop* will be happening this year during the month of July. The four shops, (*Quilted Crow, Cobblestone Quilts, Quilted Threads, and Red Barn Sewing and Yarn Center*) will be observing their regular hours during the month of July. Each shop will have tools or activities available for you to discover as you travel the learning loop.

Don't forget to have your passport stamped and to pick up your free fat quarter when you visit the shops!

Although there is no bus trip planned this year, a limited number of *Schoolhouse Shop Hop* totes and passports will be available locally from Louise. Contact her at 401-323-0255 if you want to reserve a tote. Tote bags cost \$8.00. Of course you can always buy your tote from any of the shops when you visit!

OFFICERS AND COMMITTEE CHAIRS

At the May General Zoom meeting, the Nominating Committee will present the following slate of officers and standing committee chairs. Also "key contributors" for the committees of historian, librarian, publicity and website manager for the 2021-22 NBQA guild year will be presented. Nominations will still be open if anyone is interested in a board position. If you are interest please contact Louise or Geri prior to the May 20, 2021 General Member meeting.

President - Geri Bergreen
Vice President - Joan Potter
Secretary - Mary Ann Laprise
Treasurer - Blaire Gagnon

Standing Committee Chairs:

Comfort Quilts - Brenda Starble, Linda Maslanka
Hospitality - Joanie Rebecchi
Membership - Anne Sabatini
Programs - Gail Macera, Tina Zuffoletti
Quilt Show - Joan Potter
Special Events - Louise Pankiewicz
New England Quilt Museum Representative - Karen Stanley
Newsletter - Paula Weston

Key Contributors:


Librarian - Pat Stark
Website - Pat Andraka and Maria Knight
Historian —open Publicity — open

SHOW AND TELL

Keep on texting or sending photos and descriptions of your *Show and Tell* items along with your name to Geri, at 401- 523-6240 or tbgeri@aol.com

As time permits, we will be offering a Power Point *Show and Tell* at the monthly meetings.






Compass Points E-Newsletter
New England Quilt Museum
neqm.org 18 Shattuck St. Lowell, MA 978 452 4207

MAY 2021

NEW SEASONAL HOURS · TUES - SAT, 10 - 4



Chronicle Team Visits The NEQM Watch Episode


CURRENTLY ON VIEW

YELLOW AND ORANGE
Quilts from the Pilgrim/Roy Collection
[MORE](#)

THE CONSTANT QUILTER
Quilts of Wendy Reed
[MORE](#)

A SLICE OF CHEDDAR
Yellow and Orange Quilts from the NEQM Collection

MODERN QUILTS IN THE NEQM GENRE GALLERY
[LEARN MORE](#)



Peaks - Rebecca Loren

Call For Artists to participate in CraftBoston


Application deadline: May 7, 2021
Notification of artist participation: Week of May 17, 2021
Show dates: July 16 – Aug 27, 2021
Application fee: \$15 (for processing and jurying)
[Learn More](#)

AC SOCIETY OF ARTS + CRAFTS

Contact Us


MAILING ADDRESS
18 Shattuck Street
Lowell, MA 01852

978 452 4207
neqm.org



[WEBSITE](#) | [EXHIBITIONS](#) | [SUPPORT](#) | [CONTACT US](#)

Like Us on FaceBook



“SALE” ON MEMBERSHIP DUES FOR NEW MEMBERS FOR THE 2020-2021 year

NBQA membership dues for the current year (2020-2021) for NEW members have been reduced from \$35 to \$20. This price will remain in effect until August 31, 2021. See amended application form at the end of this newsletter.

RENEWAL OF MEMBERSHIP

It is preferable that the attached application *not* be used for the September 1, 2021 – August 31, 2022 Membership Renewal. An updated renewal application will be sent in a separate mailing, and will also be in the Summer issue of the NBQA Newsletter, and on line by June 1, 2021.

If you do use this application to renew your membership, please pay the correct amount (\$35 for full membership) and NOTE that it is for the 2021-2022 renewal when sending to Anne Sabatini.

YOUR FULL SERVICE EMBROIDERY COMPANY



EMBROIDERY SEWING CO.
DENISE C. GREENLUND
PRESIDENT/OWNER

401-397-3582
401-490-6567 – cell
401-397-0777 - fax
embsew@aol.com

74 CLUB HOUSE RD
WEST GREENWICH, RI 02817

COMFORT QUILTS MAY 2021

Thank you to all who came to the Comfort Quilt Day on April 24th. The turn out was tremendous with many quilts turned in, and many kits taken to work on. Thank you! Thank you! Thank you!

We plan to distribute quilts in a couple of weeks, and will report where the quilts end up.

Our next Comfort Quilt Day is planned for Saturday, September 25th. The plans for the day remain to be determined - if Covid allows, we would love to have a sewing day whereby we can sew and enjoy each other's companionship. More details to follow as we get closer and can anticipate what is and is not allowed.

Enjoy the summer. As always, if you have any questions, please contact Linda Maslanka or Brenda Starble.

EDUCATION COMMITTEE

The Education Committee of NBQA is reaching out to local youth organizations to determine if those groups are interested in our group to provide beginner quilting instruction/projects to their members. These activities could include in-person workshops or drop-off "kits" that could be left with adult group leaders to supervise.

Our next meeting will be on Friday, May 14th at 1:00 p.m. at Sharon Myers' store, *Piecing with Poppers Quilting Center*, 74 Nooseneck Hill Rd. West Greenwich.

Chair Peggy Lane looks forward to sharing the work on kits at that time. See you there!



DISCOUNTED PRICE FOR NEW MEMBERSHIP

JANUARY, 1, - AUGUST 31, 2021 ONLY

\$20.00

WWW.NBQA.ORG

NBQA MEMBERSHIP APPLICATION - September 1, 2020 - August 31, 2021

ALL NEW MEMBERS:

- Receive a membership booklet and membership card which may entitle the member to discounts at local quilt shops.
- Receive bimonthly newsletters via email.

FULL MEMBERS – GUILD LIMIT 250 FULL MEMBERS	
• Invitations to monthly Jan – May Zoom meetings. (3 rd Thursday of the Month)	
• May enroll in all workshops, at Listed Prices	
• Friendships to last a lifetime..	

Mail this completed form with a check made out to NBQA (DO NOT MAIL CASH)

to:

Anne Sabatini, 61 Plaza Street, Cranston, RI 02920

☐ **NEW MEMBER. JANUARY 1 – AUGUST 31, 2021 ONLY**

☐ **NEW Membership - ONLY - \$20.00 (check enclosed AND copy of form)**

(NORMAL ANNUAL MEMBERSHIP FOR SEPT 1 2020 – AUGUST 31, 2021- \$35.00)

(Must be received between NOW AND AUGUST 31, 2021- MEMBERSHIP EXPIRES AT THIS PRICE ON AUGUST 31, 2021)

☐ **PLEASE PRINT CLEARLY – ESPECIALLY THE EMAIL ADDRESS AND EMERGENCY CONTACT INFORMATION**

MEMBER NAME _____ DATE _____

ADDRESS

STREET _____

CITY _____ STATE _____ ZIP _____

EMAIL _____ PHONE _____

EMERGENCY CONTACT

NAME _____ PHONE _____

RELATIONSHIP TO YOU _____

In what type of program or speaker would you be interested? _____

NEW MEMBERS: Would you like to help out by working on a committee?

Please check your choice(s) and the appropriate committee chairperson will contact you.

- ☐ Hospitality ☐ Door Prizes ☐ NE Quilt Museum ☐ BOM/Strip Exchange ☐ Programs ☐ Comfort Quilts
☐ Membership ☐ Publicity ☐ DVD Library ☐ Newsletter ☐ Quilt Show ☐ Educational

Other: _____

To be completed by NBQA.

Amount Rec'd _____ Check# _____ Booklet/Name Pin /Welcome letter sent _____



Narragansett Bay
Quilters' Association
PO Box 614
East Greenwich, RI 02818
www.nbqa.org

THE NEW ENGLAND QUILT MUSEUM
18 Shattuck St, Lowell, Massachusetts 01852
phone: 978-452-4207



By car:

Lowell is located 28 miles north of Boston off Interstates 93 and 495 and Route 3. From Route 3 take exit 30B northbound or exit 30A southbound onto I-495 towards Lawrence. From I-495 take exit 35C onto the Lowell Connector. Continue about 2 miles to Exit 5B onto Thorndike St.

At the 4th light, Thorndike Street merges into Dutton Street. Go to the 2nd light and turn right onto Market Street.

The museum's changing exhibitions, Brown Bag Lectures, gallery talks, and special events are updated weekly at nequiltmuseum.org.