

The NIMBLE THIMBLE

<http://www.nbquilts.org/>



President's Message

The holidays are underway and I have to get busy. Every year I try to make as many of my holiday gifts as I can. Some of the young folks would rather have money, so I do that for them, but if I think a handmade gift would be appreciated, I try to come up with something. Some years I'm lucky and I just discover a new pattern I can crank out for everyone, like the pillow cases I made last year. So far this year, I'm still looking for ideas. There's always the family fruitcake recipe! When I was a kid I used to help my mother make fruitcakes to send to the soldiers in Vietnam. I still bake one every year for myself. I may be the only person who actually likes fruitcake, but that's fine with me (I don't have to share!)

We're still looking for a place to store our quilt racks for the quilt show. We need an area about 12' x 8' x 8', preferably on the ground floor, and it must be clean and dry. We will pay a member \$200 per year for her space. Please contact me ASAP if you are able to help with this.

I hope you can support the EG United Methodist Church's food drive by bringing some non-perishable food to the November meeting and placing it in the shopping cart in the Lobby. The church is such a lovely venue for our meetings, far and away the best we have had in 20 years, so it's nice to be able to give back in appreciation.

One last thing, and I will try to remind you of this at every meeting: please silence your cell phone when you come in. If you have to take a call, please step outside the room. It's easy to forget, but it's an important courtesy to our members and guests. Since we don't meet in December, I wish everyone a safe and joyous holiday season. Do take the time to enjoy the special things that make you happy, and don't forget "the reason for the season."

Peace,
Joan Potter

NEXT MEETING:

**November 15, 2012
7:00 PM at East
Greenwich United
Methodist Church**

Please Bring:

- ☐ Your Name Tag
- ☐ Show & Tell Items
- ☐ Fat Quarter - Holiday/
Winter Theme
- ☐ BOM - Octagonal Star
- ☐ DVDs you borrowed
- ☐ Quilting magazines
- ☐ Money/checkbook to sign
up for workshops
- ☐ Snack to share
- ☐ NON-PERISHABLE
FOOD ITEM

Featured Vendor

Michele Scott

Narragansett Bay Quilter's Association
GENERAL MEETING Minutes– September 20, 2012

President: Joan Potter called the meeting to order at 7:04pm. Thirty-five new members were introduced. Work is progressing on the non-profit status application. A person is needed to prepare the Membership and Quilt Show Booklets. The person must be familiar with Microsoft Publishing (please see Joan or Melanie Johnston). The 2014 Quilt Show will be in April 2014. We are presently looking for someone to house the metal racks and storage bins. The materials would cover an area of 12'x8'x8', ground floor preferable, and NBQA is willing to pay a \$200/yr storage fee. Photos from the Quilt Show are ready to be picked up. A thank you letter from Operation Stand Down RI was read aloud.

Comfort Quilts: Donna Woodworth introduced Deb Dergan from Woonsocket, RI. Deb works for Northern RI Visitation Center. These quilts are donated to kids who are reunified with their families. A Quilt-a-thon will be held on October 20 at the church (pizza is provided), to make charity quilts.

Secretary: The latest minutes were in newsletter and approved.

Treasurer: Diana Funke presented the Treasurer's Report -- YTD Income: \$6088.00, YTD Expenses \$1221.94, 8/31/2012 Checking Account Balance \$29,754.74 (Quilt Show \$13,277.32)

Programs and Workshops: Steffanie Windus presented a slide show for workshops in 2012-2013.

Block of the Month: Sue Chace presented the block of the month. The pattern can be found on the NBQA website and colors are your own choice. Bring the completed blocks the following month to be entered for a fat quarter prize. The pattern being used is Debbie Mumm's (2010) Around the Block.

Special Events: Louise Pankiewicz announced sign up for bus trip to A Quilters Gathering on Nov 3. The cost is \$40 pp with maximum of 35 people. There will be a Shop Hop on 3/13/13, School House Shop Hop on 3/23/13, and a bus trip is offered to a quilt show in Somers, NY on 5/13/13.

Membership: Sue Ellis announced there are 35 new members.

NE Quilt Museum: Ginny Perry announced Barbara Barber's quilt is in the current exhibit. Fundraising for the museum will include a Silent Auction of handmade items at the May meeting. On the 25th of each month the museum is free, but Ginny has free passes to interested parties all the time. Mug mats are being collected for the 2014 quilt show. Each attendee to the show is given a mug mat (4 1/2" square is acceptable). There will be prizes for the top three mug mat makers, so see Ginny when turning them in.

Librarian: Maria Lage stated CDs and DVDs are available at each meeting. Also the books donated to the Cranston Public Library can be requested from your local library.

Publicity: JoAnne Martino talked about some area quilt shows.

Website: Melanie Johnston discussed the need to find a Web Master replacement.

Hospitality: Peggy Lane discussed the option of having refreshments from 6:30 - 7pm (before the general meeting). The membership voted to keep the snack time the same. Hospitality needs more volunteers.

Newsletter: Anyone with issues about the newsletter should contact Kathy Barrette.

Fat Quarter of the Month: Autumn theme for next month.

The meeting was adjourned at 9:26 pm.

Submitted by Jackie Menard, Secretary

Narragansett Bay Quilter's Association
GENERAL MEETING Minutes– October 18, 2012

President: Joan Potter called the meeting to order. The Pastor of United Methodist Church was introduced to discuss the Pumpkin Patch Fund Raiser. Members can purchase pumpkins in the church parking lot to benefit a church family in need of medical assistance. She also discussed

the Harvest Festival on 10/20 from 12-3pm. Six new members of NBQA were introduced.

Comfort Quilts: More volunteers are needed to make the Comfort Quilts at the church hall on 10/20. The Quilt-a-thon is from 9:30 am – 4:00 pm, with a pizza lunch.

Special Events: A reminder was made to purchase tickets for bus trip to Quilters Gathering on 11/3/2012. The fee is \$40.00 and there will be a stop at Candlelite Quilts in Chelmsford, MA.

Programs/Workshops: Jackie Kunkle, a certified Judy Neimeyer teacher, presented a wonderful slide show on her paper pieced quilts, followed by an impressive trunk show.

Treasurer: The treasurer's report was given: YTD Income = \$7847.00; YTD Expenses = \$2,622.69; 9/30/2012 Checking Account Balance = \$30,569.48 (Quilt Show 2012-\$13,277.32)

Membership: New members are being asked to pin a pink ribbon to their name badge to acknowledge they are new members. Membership will expire on 9/30/2013.

Newsletter: The deadline for information going into the newsletter is due by Monday 10/22.

Block of the Month: Members are encouraged to download the BOM directions from the NBQA website or pick up a hard copy at the general meeting. Once the completed blocks are brought to the meeting, the individual will receive a raffle ticket (3 winners were drawn). All blocks are kept by the member.

Programs/Workshops: Michele Scott (BobbinPalooza) will be the presenter/workshop for November.

Fat Quarter of the Month: October's fabric theme is Fall, there were 43 fat quarters donated. Next month's theme is Winter/Holidays.

The meeting was adjourned at 9:05pm. Submitted by Jackie Menard, Secretary.



Ocean Waves Quilting Company
 Pat Harrison oceanwavesqc@verizon.net
Featherweights by Bob
 Bob Harrison hfranklin32@verizon.net
 401.667.0214

Allison Avery Wilbur
 Longarm Services & Custom Quilts

11 Jennys Lane
 Barrington, RI 02806
 tel: (401) 289-2266
 cell: (401) 316-6410

allisonquilt@me.com
 AllisonWilburQuilts.com



THE QUILT AND CABBAGE

Quilting Cottons • Batiks
 Homespun • Flannels
 Woolen Fabric & Yarn
 Stencils • Books • Patterns
 Custom Quilts
 Gift & Specialty Items

538 Main Street • P.O. Box 534 • Sturbridge, MA 01566
 (508) 347-3023
 Monday, Wednesday thru Saturday 9:30 – 4:30
 Sunday 11:00 – 4:00 Closed Tuesday
 Est. 1991



www.patfergusonquilts.com
Author~ "Zen Quilting Workbook"
 Certified Zentangle Teacher
 Longarm Quilting Services, Trunk Shows & Workshops,
 Zentangle & Zen Quilting Books & Supplies
 Quilt Care & Storage Products, Machine Quilting Tools & Notions

SPECIAL EVENTS

There will be a "Power Shopping" Bus Trip on Saturday, March 23, 2013. We will be participating in the 2013 Schoolhouse Shop Hop. The bus will leave from the Route 117 Park and Ride at 7:30 AM, visit the 5 shops on the Schoolhouse Shop Hop route and return at approximately 9 PM. The shops are The Quilted Crow, Cobblestone Quilts, The Bunkhouse Quilt Shop, The Quilted Acorn Shoppe, and Red Barn Sewing and Yarn Center. More info about the shops can be found at www.schoolhouseshophop.com

This trip will cost \$35.00 for transportation and driver tip (based on 35 paid sign ups on a 50 passenger bus. The cost will decrease for each paid trip over the 35). You can bring your own lunch or munch your way through the day as each shop provides light fare. There will also be a chance for ordering take out from the diner, Cliff's Café in Townsend, MA. (Menus available at the March, 2013 meeting and the day of the trip for pre-ordering)

You may begin to sign up at the January meeting or by contacting me by e-mail at Louisebpd@yahoo.com.

In addition, a \$7.00 passport may also be purchased beginning in January to enable you to get your free gift, free pattern at each shop, diploma, graduation gift and a 20% off shopping spree coupon to be used at a later date. Passports are not required to participate in the trip but will definitely enhance your shopping experience.

RI Shop Hop

Our local shop hop will take place this year in March 2013 prior to the Schoolhouse Shop Hop bus trip. Passports will be available in the January-February 2013 newsletter. It will include the Rhode Island Shops. More details on this to come.

Northern Star Quilt Guild, Somers, New York

The 2013 NSQG Quilt Show, "A World of Quilts XXXIV" will be on Saturday and Sunday, May 4 and 5 2013. If you are interested in participating in a bus trip to attend this show on the Saturday, please sign up to show your interest at the November meeting.

Thanks to everyone for participating in the Saturday, November 3, 2012, bus trip to "A Quilter's Gathering" in Manchester, New Hampshire. The day was fun and everyone had a great time!

Special Events Chair

Louise Pankiewicz (louisebpd@yahoo.com)


Longarm Quilting Service

Sharon's Quilt Designs


Original quilt patterns

Sharon Mayers
Coventry, RI

401-385-9164
Shellshar9@yahoo.com
www.piecingwithpoppers.com

Sue's Creations

Susan Ellis
Longarm Machine Quilter



1291 Middle Rd.
East Greenwich, R.I. 02818
(401) 884-6459
sellis1291@verizon.net

Upcoming Show

"A Tapestry of Quilts", by Barbara W. Barber, will be presented at the Hoxie Gallery of the Westerly Public Library, Broad Street, Westerly from Jan. 2-30, 2013. Along with several of Barbara's award winning quilts being displayed will be all seven of her "Harry Potter" quilts.

The Gallery will be open, free of charge, during Library hours: M-W 9 to 8; Thurs & Fri. 9-6; Sat. 9-4 (closed Sunday).



LITTLE REST QUILTING

for your machine quilting needs

APRIL GILROY
Wakefield, R.I.
401-783-7742

BERNINA • ELNA • JANOME • BABYLOCK • NEW HOME

Blaine's

Sewing Machine Center
Sales and Service Since 1950

KAREN ROY

1280 Oaklawn Avenue
Cranston, RI 02920

Phone: 401-463-8824

Email: sewing@blaines.necoxmail.com

Website: www.blainesewing.net

T-F 10:00 am - 5:30 pm • Sat 10:00 am - 5:00 pm
Open until 8 pm on Thurs.

COMFORT QUILTS

A Comfort Quiltathon was held on Saturday, October 20th. Fourteen colorful tops with their bindings were assembled by the busy stitchers. The tops, with their backings, bindings, and batting will be given out to be quilted at the November meeting.

At future meetings I will have packets of fabric available for quilters who like to do a Comfort Quilt on their own. The sizes that have been requested are:

- Incubator quilts = 24 inches x 48 inches
- Baby Quilts = thirty 36 inches x 48 inches
- Lap Quilts = minimum of 40 inches x 50 inches to a maximum of 45 inches x 60 inches
- Any other quilts with a maximum size of 70 inches x 90 inches

I thank everyone who has so generously supported this program. The recipients have expressed their appreciation of the loving attention given to the construction of the quilts and speak of the comfort people receive when presented with one.

Donna Woodworth

HOSPITALITY COMMITTEE



Many thanks to all of you who brought "goodies" to our October Meeting -- they were delicious and enjoyed by all! We had approximately 25 members contributing refreshments in October.

However, our November sign-up sheet lists only 15 contributors, which will not be enough food. If any of you did not have the opportunity to sign the sheet, or if you find that you are able to bring an item in November, please, feel free to do so. Everyone enjoys our hospitality break so much -- I don't want to run short of food! As for beverages, the Hospitality Committee will be providing hot coffee, hot tea, hot apple cider, cranberry juice and water.

Your donations of "finger foods" and other items that are easy to cut up into small pieces -- such as cookies, brownies, cupcakes, loaf cakes, muffins, cheese, crackers, fruits, vegetables, nuts, pretzels, popcorn, and chips -- are always welcome. If you have any questions, please call me (401-294-6576), and thank you for your generosity!

Peggy Ann Lane
Hospitality Chair

CLASSIFIED

Here you will find:

- Quilting groups/mini groups inviting you to participate or drop by.
- NBQA members who run groups or are teaching classes that you are invited to attend.
- Members seeking a particular group or person with certain skills.
- Ads from NBQA members with fabric or other quilting items for sale
- Each NBQA member is allowed **1 free ad per year**. Subsequent ads are \$5.00 each or \$25.00 for the year.

If you have a "Classified" you would like to run in the next newsletter, e-mail it to info@nbquilts.org.

* * * * *

Many members have expressed an interest in beginning quilting classes. I am happy to teach classes to small groups at my house in Barrington. The classes would cover a range of basic techniques, including fabric and pattern selection, color, value and scale, templates and rotary cutting, hand and machine piecing, hand and machine appliqué, borders, elementary hand and machine quilting, and binding. This eight week class would meet for two hours each week and touch lightly on each subject. The class fee for the 8 weeks would be \$200 per person. Please contact Allison Wilbur if you are interested at allisonquilt@me.com or 401-289-2266. There will be a new yarn and quilt shop, "Knit One, Quilt Too" opening in Barrington in the spring, and I will be teaching this class there and more in depth classes as well.

Paper Piecing Tip

For those who attended Jackie Kunkel's lecture on paper piecing in October, here's another tip. Remember how many tops she had with the paper still on them because it's so time consuming to remove? If you don't have a husband who is willing to do this for you while he watches TV, try this technique. There was a point in her process where she uses her little plastic ruler to fold back the paper along the seam line, so she can line up her two pieces of fabric with a 1/4" seam. Then she folds the paper flat again and sews through it along the seam line. Instead of folding it flat, try sewing the seam along the edge of the paper while it's still folded out of the way. Be careful not to sew through the paper. Then open it flat again and open the two pieces just sewn to press them flat against the paper. They won't be attached to the paper so you can anchor them with a dot of your glue or a pin (I prefer the latter). When the block is finished, trim it to the correct size using your ruler and including a 1/4" seam allowance, and peel away the paper in one piece. If you don't sew through the paper, you can reuse it many times. I have some old erasable typing paper I like to use for paper piecing. It's less opaque than copy paper so it's easy to trace patterns on to, and for some reason the fabric adheres to it when I press my seams. If you don't have one of those nifty plastic rulers for folding back the paper, you can just carefully crease it with your fingers. This method doesn't take any longer than hers to sew, but it sure is faster at the end!

Joan Potter

The following note was received from our October speaker:

To the NBQA:

Please accept my sincerest apologies. I definitely made an error and presented the wrong lecture to you at your guild meeting in October. I know that you may have been disappointed with the lecture that I gave as well, but it is my hope that you may have gained some insight as to the paper piecing technique presented during the slide show.

I truly did enjoy the workshop and also the meeting that night. But more so enjoyed meeting and speaking with all of you. I thank you for allowing me to present to your guild and thoroughly enjoyed your show and tell. Your guild is comprised of many talented people who have tons to offer those involved in quilting.

Warmly,
Jackie Kunkel
Canton Village Quilt Works

From the Desk of the Librarian

Attention NBQA members: There are quite a few DVD's that have been borrowed and not returned. Members that have taken out DVD's in the past months please look around and make every effort to return them so other members may enjoy viewing them.

The following list contains the titles that are currently missing from the library.

TITLE	AUTHOR/ARTIST
Creative Machine Embroidery	Alison Holt
Floral Wonders: A New Approach	Leslie Rego
Knitting Daily TV	
Kool Kaleidoscopes Quilts	Ricky Tims
Making Faces: Beginning and Advanced Portraits	Maria Elkins
Master Machine Stitching	Susan Brubaker Knapp
Painted Peppers	Esterita Austin
Print, Collage, Quilt	Melanie Testa
Quilting Arts TV Series 200	Quilting Arts
Quilting Arts TV Series 800	Quilting Arts
Shape Shifting: Using Shibori to Mimic Pieced and Applique Shapes	Malka Dubrawsky
Teaches You Printing on Fabric	Lynn Koolish
Teaches You Quick-Strip Paper Piecing	Peggy Martin
Teaches You Simple Steps to Dynamic Art Quilts	Katie Pasquini Masopust
Teaches You to Paint Landscape Fabric	Michey Lawler
Threadplay	Libby Lehman

If anyone has CD/DVD's that they no longer want, the library will gladly accept contributions to share with all the members.

Maria Lage

NEW ENGLAND QUILT MUSEUM

Sue and I attended a meeting at the museum on Oct. 24th.

I know you are all very busy making gifts for Christmas presents but sometimes we get more done the busier we are. If this is the case maybe you will think of something to make for the Silent Auction in May. Just a thought.

Remember if you would like to go to the museum sometime between our Nov. meeting and the Jan. meeting to get a free pass from me. The museum has a nice Christmas train and house display. These free passes are one of the benefits of our fund raising efforts.

Ginny Perry & Sue Stedman

QUILT SHOW MUG MATS

I know it's early to start thinking about our quilt show in 2014 but there will be prizes for the most amount of mug mats made. Think about using up those extra squares you have hanging around. Please remember to keep the mats together with your name and amount you made so that I can give you credit for them.

Virginia Perry



Gail A. Macera

Certified Cotton Theory Instructor
Public and Private Lessons
86 Pheasant Drive
Cranston, RI 02920-1223

Phone: (401)451-0061

gmquilting@cox.net

<http://www.gmquilting.com>

YOUR FULL SERVICE EMBROIDERY COMPANY



EMBROIDERY SEWING CO.

DENISE C. GREENLUND

PRESIDENT/OWNER

401-397-3582

401-480-6567 - cell

401-397-0777 - fax

embsew@aol.com

74 CLUB HOUSE RD

WEST GREENWICH, RI 02817



Quilting fabrics and supplies
Books, patterns & notions

Hours: Tues-Sat 10:00-5:00

344 Main St.
Wakefield, RI 02879
(401) 789-5985

folkartquilts@cox.net

Owners

Evie Cherns & Mary Loftis



Pat Ferguson

Ashford, CT 860-429-6999

www.patfergusonquilts.com

award winning & published quilter

SHOP ONLINE

- *Notions
- *Patterns
- *Quilt Care & Storage Products
- *Printing on Fabric Supplies
- *Classes & Guild Workshops
- * "BROADS" 108" wide quilt backings
- *Long Arm Quilting Services
- *Certified Zentangle Teacher
- *Gift Items
- *Quilt Rescue

FROM THE PROGRAM COMMITTEE

Workshops are great! They're fun, and they're the best way to get to know your fellow guild members. For the new members who might feel slightly intimidated with their skill level, don't be. If everyone was brilliant at this technique they wouldn't be at the workshop. You DO NOT have to show what you made in the workshop at the evening meeting if you don't want to.

Take every workshop you can, for whatever technique is offered. You'll always learn something, even if it's only that you never want to use that technique again! So, sign up today!

November Workshop – Bobbinpalooza with Michele Scott

Date: Thursday, November 15, 2012 Cost: \$40

There are still spaces available for this class.

Michele will introduce us to bobbin-quilting. Flipping your quilt over and quilting up-side-down! How cool, if slightly intimidating, is that? This is the kind of technique that just screams "workshop". It is suitable for beginners as well as more experienced quilters.

Watch in awe as Michele unveils the mysteries surrounding thread tension, needles, and using all those funky decorative threads and yarns that you bought at that last quilt show but have never used. To those of you who have more self-control and don't buy every glittery thread that crosses your path, Michele will be bringing a large assortment for us to play with – yeah Michele!

Watch in horror as Michele demonstrates adjusting your bobbin case. Please bring the screwdriver that came with your machine. If you are hesitant to adjust the one that came with your machine, Michele recommends buying a new bobbin case. There is a full list of general sewing supplies to bring to this class on the website www.nbquilts.org. PLEASE read the supply list and come prepared.

If you don't have internet access and would like to know what the supply list is, or if you are new and unsure of any aspect of this or any other workshop, please contact the Program Committee Steffanie Windus (Chair), Hope Barton or Judy Chase. (Contact info. is in your Membership Booklet)

NO WORKSHOP OR MEETING IN DECEMBER

January Workshop - Machine Sashiko with NBQA member Joan Halley.

Date: Thursday, January 17, 2013 Cost: \$35

There are still spaces available for this class.

Sashiko is traditional Japanese embroidery done with white thread on indigo fabric. Joan will teach us to stitch the designs using a sewing machine with heavy weight thread. Traditional hand stitching techniques will also be demonstrated and a large supply of designs and stencils will be available to try.

General Workshop Information

Please plan to arrive at 9:00 a.m. for a 9:30 a.m. start. Please try not to be late. Classes end at 3:30 p.m. which gives everyone ½ hour to clean up and be out by 4:00 p.m.

Coffee will be provided and there will be a 45 minute lunch break. Bringing a lunch is recommended. If you are staying for the evening meeting, you may want to join us as we take the instructor out for dinner. This is another great way to meet your fellow guild members and pick the instructors brain.

SUMMER CHALLENGE

Summer Challenge quilt winners were:


First Place—Nina Ashworth


Second Place—Anne Sabatini

Third Place—Judy Bardsley

Most Items—Cindy Cory

Ribbon Winners—Dottie Calvano and Sandra Munsey

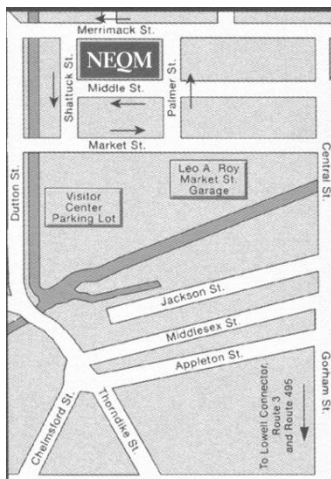




New England Quilt Museum

18 Shattuck St.
Lowell, MA 01852
978-452-4207

www.nequiltmuseum.org



Lowell is located 28 miles north of Boston off Interstate 93 and 495 and Route 3. Take the Lowell Connector from either Interstate 495 (Exit 35C) or Route 3 (Exit 30N Northbound or 30A Southbound) to Thorndike Street (exit 5B). Go the 6th light and turn right onto Market Street.

Park at street meters, the Leo A. Roy Market Street Garage, or on weekends ONLY, the lot behind the museum on Middle Street.

To drive up to the door, go into the next light into Palmer Street. Go to the next light and turn left onto Merrimack Street. Go to the next corner and turn left onto Shattuck.

2012-2013 Exhibition Schedule

October 18-December 29 - **Great Quilts, Great Stories: Treasures from the Permanent Collection**

January 17-April 13 - **MASTERS II: SAQA Art Quilts** [Curated by Martha Sielman]

April 18-July 7 - **SILK! Luxurious Antique & Contemporary Works** [Curated by Pam Weeks]

July 11-October 6 - **A SLICE OF CHEDDAR: A Selection of Antique Pennsylvania Quilts**

Museum hours are 10 am - 4 pm
Tuesday-Saturday year around;
in addition May through December,
Sundays 12 pm - 4 pm.