

PRESIDENT'S MESSAGE

Hello Members:

Can't believe it's almost the end of the year. My how it has flown by. The leaves are turning, and it's time to turn on the heat and snuggle with one of your favorite quilts.

Our guild has begun to grow slowly with many new faces added each month. Please make sure you welcome, and maybe mentor them as they are the future of our guild.

2020 will be exciting with our *Vision 2020 Quilt Show* coming in April. I hope everyone can have at least one quilt in the show. I have seen so many beautiful quilts at *Show and Tell* since I have been President. I hope to see them all again at the show.

Remember this is our show, so we all need to work and participate to make it a great one. There are so many ways to volunteer before, during and after the show, so please sign up.

At the November meeting, Pat Harrison will be explaining and answering questions on the quilt show judging process. If you have any questions for her please send them to her prior to the meeting so she can address them. Putting a quilt in a show for judging helps improve your techniques and inspires you to quilt more.

So, please become involved in your guild. It can only succeed and thrive with member participation. Please show your works, commitment and labor of love in the up coming quilt show. Help our guild make it a great one.

Just a reminder, next year (May 2020) will be an election year. At present, there is an opening for Program Committee Chair(s), which is a very important position. If one person, or a team, is interested in taking over this committee, please contact Billie Bunnewith or Chrissy Bonin, the current Chairs, so they can start mentoring you now. Please consider stepping up to this exciting and important position.

See board/committee list for other open positions. Please consider helping out YOUR GUILD. Also, if current officers and committee chairs would like to continue in their positions for next year, please contact the President.

Happy Holidays
Hi Ho, Hi Ho, it's off to sew we go!
Geri Bergreen
NBQA President 2019-2020

**Don't forget the NBQA board meeting,
November 7, 2019, 6:30
Louise's Classroom
74 Nooseneck Hill Road, Coventry, RI**

**MEETING
East Greenwich United Methodist Church
1558 S County Trail,
East Greenwich, Rhode Island
Thursday, November 21, 2019
6:30 PM**

Please Bring:

- Your nametag
- Cash or checkbook for workshops
- Library DVDs
- Show & Tell
- Finished Comfort Quilts
- Refreshments

PROGRAMS

Greetings from the Programs Team. We are very excited to bring you some wonderful, exciting speakers and events this year. Stop by the Programs table and see what is going on. We have Kathy Graves, Jane Haworth, and the *Sew Scrap it Sew Day* coming up. Be sure to sign up fast! Spots are filling quickly. You can refer to the webpage and *Facebook* to get more information.

For those of you taking the November workshops, the supply lists were sent out early to give extra time for preparation. Please be sure you have reviewed them, and allow time to have materials prepared prior to class. Let us know if you have any questions.

Happy Fall!



So Scrap It Sew Day
WHEN: December 7, 2019 @ 9:00 am – 3:00 pm
WHERE: Rocky Hill Grange, East Greenwich



Quick Curve Ruler-Metro Wedding Ring
WHEN: January 18, 2020 @9:00 – 3:00 pm
WHERE: Rocky Hill Grange, East Greenwich


Education Committee

The Education Committee, under the direction of Peggy Lane, is making final preparations for Banner Workshops for the Hope Center of the Alzheimer's Association. If you have any solid color fabric, or Christmas or Hanukkah material we could use, please bring it to the November meeting.

QUIET CORNER QUILTING
 Longarm Services
 Gammill Statler Stitcher

Amy Carter & Gary Miller
 401-440-1325
 Amy@quietcornerquilting.com
 www.quietcornerquilting.com

3rd Generation Experienced Mechanic
 All sewing machine makes and models



SEWING MACHINE SERVICE & REPAIR
 11 Anna Sayles Road Lincoln, RI 02865
 anthonyferranti1@yahoo.com

Anthony Ferranti
 (401) 529- 5488

Free pick-up and delivery
 Servicing MA, CT and RI

CS Scanned with CamScanner

BLOCK OF THE MONTH

NOVEMBER 2019 BLOCK - RAIL FENCE VARIATION – 3 fabrics – colors optional

Cut a strip 2 ½" x 26" from each of three fabrics.

Sew lengthwise, then cut across at 6 ½" intervals




Sew top and bottom row across, then join rows.



JANUARY BLOCK – ARROWHEAD PUZZLE – 3 FABRICS – colors optional

Light fabric – Cut a strip 3 ½" x 28". Cut into eight 3 ½" inch squares.



Medium fabric – Cut a strip 3 ½" x 21".



Cut into six 3 ½" squares.

Dark fabric - Cut two 3 ½" squares.



Sew into rows. Sew rows together.

STRIP CHALLENGE

November, 2019..... SANTA'S WORKSHOP

January, 2020..... THE FLOWER SHOP

Any questions, contact Lyn Pallotta, Strip Exchange Chair



COMFORT QUILTS

Our membership has been very generous in donating fabric to the *Comfort Quilts* cause! Thank you! Because of your generosity, at our first Quilt-A-Thon of the year we were able to create many, many kits to hand out at meetings. We have :

- quilt tops to be made
- quilt tops to be quilted, (backing and batting included)
- quilt tops to be made and quilted, (backing and batting included)
- quilt tops to be made, quilted and bound, (backing, batting and binding included)
- kits with instructions
- kits to do with as you please

There are so many choices that there is a kit to fit everyone's fancy. As a matter of fact, there are enough kits for everyone to take one home to work on. Don't worry, there is no time pressure - work on it as you are able, and bring it back to a meeting when you have your part completed.

Our ability to give away quilts is directly related to the dedication and generosity of our members in donating their time and talents. It is very much appreciated!

Our next Quilt-A-Thon is planned for **Saturday, February 8, 2020** from 9 am – 3 pm at *The Classroom*, 74 Nooseneck Hill Road, West Greenwich, RI. It is right off Rt 95 at Exit 6. While sorting out the donated fabric and creating kits as noted above, we found a plethora of blue and green fabric. We thought that using this fabric to make string blocks would make very pretty quilts, and we hope to be doing lots of string piecing in February. We'll supply the fabric and the backing paper. You supply a sewing machine and your time. Please join us.

Currently, we have 22 quilts ready to be donated, along with donations received at the October meeting. We will be donating them this month.

If you have any questions, please see Linda Maslanka or Brenda Starble.



Piecing with  **Poppers**

Quilting Center

* Longarm Quilting Service
* Fabrics * Classes

74 Nooseneck Hill Road
West Greenwich, RI

401-385-3090
shellshar@yahoo.com

Sharon Mayers - owner

QUILT SHOW NEWS

The show is **Saturday April 25 and Sunday April 26, 2020 at North Kingstown High School, from 10 AM to 4 PM both days.**

- Quilt show applications are due February 20. *Summer Challenge* quilts and *Quilters Vision 2020 design contest* quilts also need a show applications. Please attach 2 good quality photos to the application for each entry.
- Applications can be found on the website, <http://www.nbquilts.org/wp/nbqa-content/uploads/NBQA-Members-Quilt-Show-2020-Submission-of-Entry-to-Show-2.pdf>, and I will bring a few to each meeting. There is no limit to the number of quilts you can enter, but we reserve the right to exclude some due to space limitations. Large quilts will require a sleeve.
- The rules for the design contest were in the last newsletter. The deadline is February 20. There are several categories and winners will receive ribbons.
- If you want to have your quilt(s) judged, that will take place in March at the Exeter Public Library. You will need to drop the quilt(s) off at Pat Harrison's house in advance, and pick them up the afternoon of the judging (March 28). Pat will provide more details about judging at the November meeting.
- Don't forget to put together a basket for the basket raffle. It can have any kind of theme, and if you don't have enough stuff to fill a basket, we'll take what you have. Bring it to any meeting prior to March. The proceeds will help support the guild.
- We will be selling discounted show tickets starting in January.
- Please make some mug mats for the door prizes, and one or more mini quilts for the auction to benefit the New England Quilters Museum. The funds we provide NEQM are what get us free tickets to the museum. Give the mug mats to Mary Elizabeth Palumbo (or put them in the giant mug) and the small quilts to Karen Stanley.
- Keep selling quilt raffle tickets. You can turn them in to Celia Schnacky.
- The show will feature a special exhibit of quilts from the Modern Quilters of RI. We may also have a display of antique quilts from Karen Ouhrabka, which will give our viewers a nice contrast of quilts then and now.
- We will need lots of volunteers for the show. Sign-up sheets will begin in November for the Friday setup and Sunday take down. Friends and family are welcome. We feed you on Friday!
- We still have room for more vendors. Give suggestions to Louise Pankiewicz.
- Questions? See or call Joan Potter (401-438-4431).

Joan Potter,
Show Chair – 2020 Vision

LOCAL QUILT SHOWS

- Pieces of American History: Connecticut Quilts – Hartford, CT. October 11, 2019 to May 16, 2020. 1 Elizabeth Street, Hartford CT. \$12 adults, \$10 seniors, \$8 students. Free on the first Saturday of every month
- First Congregational Church of Haddam's Annual Yuletide Quilt Show, Haddam, CT. December 7, 9:30 – 3:30; December 8, 12 – 3:30. 905 Saybrook Road, Haddam, CT. \$6, children under 12 free.

NEW ENGLAND QUILT MUSEUM

**THURSDAY, NOVEMBER 7, 2019
12:30 PM**

Brown Bag Thursday

Quilt artist **Sue Bleiweiss** explores how fusible web can be used for so much more than just applique. Consider adding color to it, use it to apply textile foil and metal leaf to fabric, create your own interfacing, use it to base your quilts, and transfer shape outlines to the back of your fabric so you don't have to reverse your applique patterns.

With Sue's expert tips and techniques, you will discover how to create rich textured surfaces filled with wrinkles, tucks and creases.

**SATURDAY, NOVEMBER 9, 2019
9 AM – 4 PM**

Westalee Sample Workshop

Join instructor **Adele Scott** for this class in the NEQM Genre Gallery. Advance registration and payment required.

**SUNDAY, NOVEMBER 17, 2019
10 AM – 2 PM**

Sashiko Workshop for Beginners

Join instructor **Miho Takeuchi** for this class in the NEQM Genre Gallery. Advance registration and payment required.

See web site for registration and details
<https://www.neqm.org>

QUILTERS' WEEKEND RETREAT

At the Hampton Inn, Coventry, RI, Located off I-95, Exit 7, Centre of New England

Friday, January 3 to Sunday, January 5, 2020
Friday, January 10 to Sunday, January 12, 2020
Friday, January 24 to Sunday, January 26, 2020
Friday, January 31 to Sunday, February 2, 2020

Each Weekend Includes: Two Nights Lodging, All Meals, All Hotel Amenities
 Secure Sewing Space Open 24 Hours for Your Sewing Pleasure

\$395.00 per person single occupancy

(\$295.00 double occupancy)

Activities each weekend include: Chocolate Lovers Tasting Party, Wine Tasting Party, Show and Tell


54 Continuous Hours Available for Your Sewing Pleasure
 (Sew from 9 AM Friday until 3 PM Sunday – Who needs to sleep?!)

2 Breakfasts complements of Hampton Inn, Coventry, RI Location
 3 Lunches and 2 Dinners catered by The Cowesett Inn, West Warwick, RI
 Hotel Amenities Include Indoor Pool, Exercise Room, Free Wi-Fi in Public Spaces

Each weekend sponsored by *Island Creations by Louise*

For additional details about the hotel visit www.coventry.hamptoninn.com
 For additional details about the Weekend visit www.islandcreationsbylouise.blogspot.com
 Or call Louise at 401-323-0255

Space is limited so reserve early with a \$50 deposit
 Final payment deadline is December 1, 2019



Sue's Creations
 Long Arm Machine
 Quilter

Susan Ellis
 1291 Middle Road
 East Greenwich, RI 02818
 401-742-7702
suescreations1291@gmail.com

Island Creations by Louise
 Louise B. Pankiewicz - Owner

55 Island Drive
 Coventry, RI 02816
 401-821-7409
 401-323-0255 - cell
 email: louisebpd@yahoo.com
www.islandcreationsbylouise.blogspot.com
<http://etsy.com/shop/IslandCreationsbyLou>



PAT HARRISON ANSWERS YOUR QUESTIONS ON THE QUILT JUDGING PROCESS...

1. Could there be a space on the feedback form to indicate if a quilt was set aside for consideration in the category judging "best?" Even if a quilt doesn't get a ribbon, it would be gratifying, I think, for the quilter to know that on the first run through, her quilt stood out.

Yes, there is a space on the judging form to be filled in with pertinent information about the quilt's success in the judging room. The most common comment is that the "quilt was held for category" or "quilt was held for special ribbon award." These simple comments do acknowledge the quality of the quilt submitted and its competitiveness. It's quite a pat on the back and an encouragement to learn from the judging comments. Also, consider asking the judge for advice on making future quilts of a better quality so that they would be more competitive.

2. Are you going to cover types of judging? I only know about two types: what I observed last show and the scoring out of 100 type that they use at the Vermont Quilt Festival. Are there others?

Yes, I'll cover the two basic types of judging: elimination (which is the type NBQA uses) and point (Vermont Quilt Festival) system in the lecture at the November NBQA meeting, and also some of variations of these two that are commonly used.

3. Finally, I've heard that quilt backs have no place in judging. Is this true? I've seen some clever backs. And I've been guilty of buying backing fabric that is harmonious, but also a small print to hide any irregular stitching that might happen (I don't use a regulator).

You're correct, the quilt backing itself is not considered in the overall evaluation of the quilt. However, what is happening on the back is definitely a concern to the judge. On the back is where the quality of the stitch tension, the attention to finishing the quilting process is noted (stops & starts, loose thread tails) as well as checking for pleating, tucking, etc. of the backing fabric. In addition, there is often bleeding of the quilt top through to the backing. I also love to search out a coordinated backing for my quilts and frequently will piece the leftover bits from the quilt top into the backing. So, yes, I appreciate a thoughtfully chosen and/or designed backing and often make the judging comment... "Back art is noted and appreciated".

Looking forward to answering your judging questions at the NBQA November Meeting!



RAFFLE QUILT

Keep selling those tickets for this beautiful raffle quilt. \$1 each, 6 for \$5. Money and ticket stubs can be turned in to Celia Schnacky.

BOARD AND COMMITTEE CHAIRS 2019-2020

President - Geri Bergreen
 Vice-President - Celia Schnacky
 Secretary - Nina Ashworth
 Treasurer - Susan Ellis
 Librarian - Pat Stark
 Membership - Anne Sabatini and Missy Smith
 Block of the Month – Diane Roman and Barbara Beauregard
 Comfort Quilts - Brenda Starble and Linda Maslanka
 Door Prizes - Missy Smith
 Strip Exchange - Lyn (Evelyn) Pallotta
 Hospitality – Joany Rebecchi
 New England Quilt Museum - Karen Stanley
 Newsletter – Paula Weston, Sally Cooper, and Maybeth Cost
 Program & Workshops - Billie Bunnewith and Chrissy (Christine) Bonin.
 Quilt Show - Joan Potter
 Special Events - Louise Pankiewicz
 Website - Pat Andraka and Maria Knight
 Education - Barbara Stetson and Peggy Lane

Open positions: Historian, Publicity, Magazine Exchange

Facebook/Instagram available

MAGAZINE SWAP TABLE



The Magazine / Swap Table is used for Sewing / Quilting books or items *only*. Please do not bring in other magazines or items not associated with quilting topics.

Also, Maria Lage has been taking what items are left after the evening, to Ryco in Lincoln, as they will take our "leftovers". Maria is moving to Florida shortly, so I am looking for someone else to take up this responsibility.

Please let me know if there is anyone who is willing to do this after every monthly meeting. If no one volunteers, I am requesting you take back what you bring if items remain. If this does not work, this activity will cease, so please let me know as soon as possible if someone is interested in doing this.

Thank You,
Geri Bergreen, President

SEWING, QUILTING FABRIC & NOTIONS



- *Classes*
- *Workshops*
- *Summer Camps*

14 Phillips Street, Wickford • 447-5500 • the-sew-op.com

YOUR FULL SERVICE EMBROIDERY COMPANY



EMBROIDERY SEWING CO.

DENISE C. GREENLUND

PRESIDENT/OWNER

401-397-3582
 401-480-6567 – cell
 401-397-0777 - fax
 embsew@aol.com

74 CLUB HOUSE RD

WEST GREENWICH, RI 02817



Narragansett Bay
Quilters' Association
PO Box 614
East Greenwich, RI 02818
www.nbqa.org

THE NEW ENGLAND QUILT MUSEUM
18 Shattuck St, Lowell, Massachusetts 01852
phone: 978-452-4207



By car:

Lowell is located 28 miles north of Boston off Interstates 93 and 495 and Route 3. From Route 3 take exit 30B northbound or exit 30A southbound onto I-495 towards Lawrence. From I-495 take exit 35C onto the Lowell Connector. Continue about 2 miles to Exit 5B onto Thorndike St.

At the 4th light, Thorndike Street merges into Dutton Street. Go to the 2nd light and turn right onto Market Street.

The museum's changing exhibitions, Brown Bag Lectures, gallery talks, and special events are updated weekly at nequiltmuseum.org.