

The NIMBLE THIMBLE

Narragansett Bay Quilters' Association

<http://www.nbquilts.org/>

President's Message

Welcome to NBQA's 2007-8 guild year. It's promising to be a busy, exciting year with lots to see and do. We have a wonderful group of new members who showed their good humor and flexibility by adjusting beautifully to our new member meeting out on the baseball bleachers in August! You'll be meeting them at the September general meeting. Please take the time to single them out and welcome them.

In addition to all of our ongoing activities such as Block of the Month and Comfort Quilts, the Quilt Show Committee is gearing up for our April 2008 show. This show should involve each and every one of us. Plan on contributing your time and talents to make this show one of our best ever. Not forgetting, of course, to get those quilts done in time for the show!

One of the best ways to feel part of a group is to get involved in the activities and this is the perfect year to do just that. During the meetings themselves just helping to set-up chairs or holding quilts during our monthly Show & Tell is a great way to start to put names and faces together. Taking a workshop and getting to know your table mate or joining us for dinner at a local restaurant before the meetings are other fun ways to connect with those of us who have been around for years.

Lastly, I just want to welcome you to call or email me if you have questions or concerns. I'll try to answer you myself or put you in contact with whoever could best answer your need.

Looking forward to seeing you all at the September meeting
Pat Harrison

Next Meeting:

Sept 20, 2007

7:00 PM at St. Barnabas

Please Bring:

- Your Name Tag
- Show & Tell Items
- Tools for Mr. Wizard
- Library Books due
- Summer Challenge Quilt
- Money for door prize raffle tickets \$1.00 for 2
- Money for 50/50 raffle \$1.00 per ticket
- Block of the Month
- Quilt Show Raffle Basket items
- 7 inch blue squares for Comfort Quilts



*Quilting fabrics and supplies
Books, patterns & notions*

Hours: Tues-Sat 10:00-5:00

*344 Main St.
Wakefield, RI 02879
(401) 789-5985*

folkartquilts@cox.net

Owners

Evie Chermis & Mary Loftis

Narragansett Bay Quilters' Association **Minutes of the General Meeting – May 17, 2007**

There were 117 people in attendance at the meeting. ..

Charity Quilts, Joan Taylor: Joan presented 45 quilts to Margaret Allaire of the Kent County Hospital's MOM (Mothers on Methadone) program, and to the pediatric's department. Margaret thanked us for the quilts on behalf of the pediatric unit and the NICU, as well as the MOM program.

Thanks to all the volunteers that participated in the comfort quilt project this year.

Nominating Committee: This committee was comprised of April Gilroy, Norrene McGeary, and Gerry Murphy. April Gilroy read the slate for the upcoming year, which kept the same officers as this past year. Pat Harrison was nominated from the floor, resulting in a vote for president from the membership. After Pat Cole and Pat Harrison each addressed the membership, a vote was taken, and Pat Harrison won the election for President for the upcoming 2007 – 2008 year.

Nominated from the floor as well, was Pat Bruno for vice president. This necessitated another vote from the membership between the co-vice presidency of Roxy Iser and Louise Pankowicz, and Pat Bruno. They all spoke briefly, and when the votes were counted, Pat Bruno was elected.

Although Pat Ferguson is willing to stay in the secretary's job for the upcoming year, she will need a co-secretary.

The hospitality committee will be Sue Ellis, Nancy Aneyci, and Carolyn Lunt.

We are in need of a librarian for next year.

Program, Pat Harrison: Pat showed a powerpoint presentation of next year's programs, and talked about the next NBQA Quilt Show, to be held on April 17th weekend at North Kingstown High School.

Treasurer, Joan Taylor: The starting balance for May was \$4,151.22, and the ending balance was \$3,290.52. The Quilt Show fund is at \$7,850.00. She gave her annual report, and said that we are doing well this year. It will be completed at the end of this month. Joan detailed next year's proposed budget, as well as this year's expenses in each category.

Secretary, Fran Cohen, and Pat Ferguson: Last month's minutes were printed in the newsletter; they were accepted as printed.

Quilt Show: The 2008 show needs a name and a theme! Please send your surveys and suggestions to 2008 Quilt Show chairs, Joan Taylor and Mary Elizabeth Palumbo.

Newsletter: No report.

Membership, Betty Pashovsky: This is the last night to hand in your dues, or mail them in quickly, as the June 1st deadline is approaching. There are 59 people on our waiting list for next year.

Block of the Month, Nancy Messier: Thanks to all who participated, and the September Block Challenge has been distributed. Next year, we will have a flower garden theme. Jeannine Hicks won the Liberty blocks.

Rachel Auclair was the 50/50 Raffle willner, winning \$34.50, and Joan Potter won the free NBQA annual membership

NEQM AUCTION was held; Bill Spicer, a profession auctioneer, donated his talents for the auction.

Respectfully submitted,
Fran Cohen, Co-Secretary

Special Event! Sign up at the September Meeting

What: Trip to [The Gathering](#)

Where: Nashua, New Hampshire


When: Saturday, November 10, 2007

Cost: \$31.00

Price includes bus transportation, admission to the show and tip for the driver. Conway Bus will leave the "park and ride" on RT 117 in Warwick at 8:30 a.m. An additional stop at a quilting store may be possible if arrangements can be made. Expected return time is 6:30 p.m.

Sign ups for the trip will begin at the September meeting or Checks can be mailed to Lynda Puglia.

Please include name and telephone number if sending checks via the mail.



Ocean Waves Quilting Company

Award winning quilter Pat Harrison
of Exeter, Rhode Island

Longarm quilting
Longarm, Midarm Instruction
Guild Lectures & Workshops
(401)667-0214

oceanwavesqc@verizon.net



LITTLE REST QUILTING

for your machine quilting needs

APRIL GILROY
Wakefield, R.I.
401-783-7742

Comfort Quilts "QUILT-a-Thon"

MARK YOUR CALENDARS NOW! The 3rd annual Quilt-a-thon will be held on Saturday, October 27th. The day starts at 9:30am and we go until 3:30pm. Come join the fun day of making quilt tops to be donated to a local organization. All material will be provided along with lunch, snacks, fun and door prizes! Sign up as a team of five or six or sign up individually and teams will be assigned. Call Joan Taylor for additional information.

Held at the Westminster Unitarian Church Hall (same location as workshops.)

Please sign up at the September Meeting!

Blaine's Sewing Machine Centers

Sales and Service Since 1950

Babylock • Bernina • Elna • Janome • New Home
Stop in and see Blaine's New Showrooms located at:

**1280 Oaklawn Avenue
Cranston, RI 02920
401-463-8824**

A Family Owned Business for Over 50 Years



Angel Pond Cottage

Quilting Classes Beginner through Advanced
Barbara Mays-Stock, Owner

(401) 578-9554 BMaysStock@Cox.Net

Visit us on the web at www.angelpondcottage.com

Newcomer's Corner

Welcome to the NBQA! If you were not able to attend the orientation meeting, please visit the membership table at the September meeting to pick up a membership booklet, name muslin, library and membership cards and a handout of the 2007-2008 Block of the Month instructions. If you are unable to attend the first meeting and would like these items mailed to you, please send your request and \$1.00 to:

NBQA Membership
P.O. Box 614
East Greenwich, RI 02818

Check your information as printed in the membership booklet and contact Membership with any corrections.

Please make your NBQA muslin logo into a nametag as soon as possible and wear it to all meetings.

Wright's Factory Outlet
Sturbridge, Mass.

Present a current guild card and a photo ID and
receive 15% discount.

THE
QUILT
AND
CABBAGE



Quilting Cottons • Batiks
Homespun • Flannels
Woolen Fabric & Yarn
Stencils • Books • Patterns
Custom Quilts
Gift & Specialty Items

538 Main Street • P.O. Box 534 • Sturbridge, MA 01566
(508) 347-3023
Monday, Wednesday thru Saturday - 9:30 - 4:30
Sunday 11:00 - 4:00 - Closed Tuesday
Est. 1991



Gail A. Macera
Certified Cotton Theory Instructor
Public and Private Lessons
86 Pheasant Drive
Cranston, RI 02920-1223
Phone (401) 451-0061
jgmacera@cox.net

Membership Booklet Additons

Susan Hester

Deb Hobgood

Sharon Johnson

Mary Padbury

NBQA Quilt Show April 19 & 20, 2008

MAKE NOTE: April 17th to the 20th for the **2008 NBQA QUILT SHOW**, “*Roads We’ve Traveled*”, at the North Kingstown High School. Set up is Thursday and Friday; the show is Saturday and Sunday. Hopefully, we are all already making quilts, wall hangings, garments, miniatures and door favors for this year’s show along with small quilts for the [New England Quilt Museum](#) (NEQM) benefit auction.

[Holice Turnbow](#) of Sturbridge, MA, a NQA certified judge, will be doing the quilt critique/evaluations. He has been quilting since the early ‘70’s and is/has been associated with The Stencil Company, the Original Sewing and Quilting Expo, Spartex, Benartex and Talon. He has appeared on numerous Public Television programs and is a former co-curator of The Hoffman Challenge.

We are pleased to announce that Barbara Fitzsimmons’ collection of Quilts from Children’s Picture Books will be the show’s Special Exhibit.

We need Committee Chairs for Road Signs, Basket Raffle Coordinator, Table and Chair Rental, Programs Coordinator, Volunteer Coordinator, Viewer’s Choice Ballots and Fashion Show Coordinator. Please contact us to volunteer for one of these positions. ***We really need your help!***

We will begin general sign up for quilt show help in October. We need all members to sign up for some volunteer time during the set up and show hours. There are many jobs to be done, large and small, something for everyone. Please think now about how you will participate in our show. You can contact us prior to that if you’d like to sign up and know you won’t be at the October meeting.

We were unable to book the Hoffman Challenge Fashion Show for Saturday. They eliminated one of the show lines and the other two were all ready booked. Therefore, we are asking members to submit clothing, handbags etc for a ‘***Guild Members Fashion Show***’. If you’ve been thinking about making a sweatshirt jacket or a fancy back pack or quilted jumper or an apron, now’s the time!! The Members Fashion Show will be on Saturday along with a ‘***Tops with a Story***’ UFO show. We thought it would be fun to show our *unfinished* tops and projects. Every one of them has a story (or we have our story as to why they’re not completed.) Since we all have them, everyone will, hopefully, join in the fun of an UFO tops parade! We do have MC’s so you won’t have to get up on stage if you don’t want to so no worry there. You just need to write the story; we’ll read it.

On Sunday, there will be a presentation by the New England Quilt Museum prior to the small quilt auction that benefits the museum.

Please remember to bring in your donations for the raffle baskets. These baskets are always a success with your help of donating quality items. Patti Finelli will be collecting the donations.

Also a note to all *associate* NBQA members: remember that you too can put quilts in the show, , in the fashion show, in the tops parade, sign up for our judge’s evaluation and/or donate for the small quilt auction.

Thank you!

Mary Elizabeth Palumbo and Joan Taylor, Co-Chairs

Members in the News

Our own [Pat Ferguson](#) quilted a quilt that was a finalist in last year's **\$100,000 Quilting Challenge**. This year she has repeated the feat.

When Caroline Murphy brought "Mini Big Quilt" to Pat Ferguson to quilt, Pat knew it was a winner and encouraged Caroline to enter it in the \$100,00 Quilting Challenge Magazine and it has been accepted! Watch for Caroline's quilt, with custom designed machine quilting by Pat, in the October 30, 2007 issue.

Pat says, "I have been machine quilting for Carolyn for several years and her quilts are a long arm quilter's dream - flat, square, pressed, perfect seam intersections, no dangling threads etc..... This quilt was exceptional and like nothing I had ever seen before. My teacher's instinct to share exceptional quilts with others sparked me to call Caroline. I told her that this phenomenal quilt absolutely must be shared with the public. I told her that if she would enter it in some shows, I would get it show ready and design some extra special quilting for her. She humbly agreed.

Sue's Creations

Susan Ellis

Longarm Machine Quilter



1291 Middle Rd.
East Greenwich, R.I. 02818
Phone:(401) 884-6459
Email: Sellis1291@verizon.net

QUILTS AND MORE

5000A SO. COUNTY TRAIL
CHARLESTOWN, RI 02813

(401) 364-3711

Fabric, Books, Notions, Patterns, Classes, Bernina Machines

www.riquiltshop.com

Mon-Fri 9:00-5:00, Sat 9:00-4:00, Sun 10:00-4:00

Betty Combs, Owner

Lois Johnsen, Sales Man.



Pat Ferguson

Ashford, CT 860-429-6999
www.patfergusonquilts.com

Long Arm Quilting

- ♥Binding ♥Custom Quilts
- ♥Basting ♥House Portraits
- ♥Classes & Guild Workshops
- ♥Quilter's Tool Tote Pattern

Bob's Featherweights **Sales, Service & Parts** **Singer Featherweights & 301**



Bob Harrison
59 Reuben Brown Lane
Exeter, RI 02822
(401) 269-9122

HFranklin32@verizon.net

Quilt Show Raffle Basket Items

At the April Quilt Show, we will once again be having raffle baskets. Donations from you would be greatly appreciated. Please bring new quilting related items that would work well in a raffle basket to any General Meeting between now and the show or contact Patti Finelli.

Summer Challenge

This year's Summer Challenge is "Roads We've Traveled" in keeping with the 2008 Quilt Show theme. It may be any type of project including wearables as long as it is three layers, quilted and has a finished edge. Minimum size is 40" perimeter and there is no maximum size.

Bring your entry to the September 2007 meeting. Guild members will vote on three favorites and prizes will be awarded. Contact Joan Taylor with questions.

From the Secretary

I have a supply of sympathy and get well cards. Although I hope to not have to use them, if you know of an NBQA member who has lost a family member or is in need of some get well cheer, please email pat@patfergusonquilts.com and I will send condolences/greetings from friends at NBQA.

Pat Ferguson



New England Quilt Museum

The May UFO Auction went very well. We raised \$1,238 for the museum! Bill Spicer did a great job for us as auctioneer. As some of you know organizing this auction was a new experience for me. I could not have done it without all the help I received. I thank all of you who helped me. From getting the items to the church (Sue), and those who helped sort out everything into biddable lots to those who helped during the auction and all who donated items to be auctioned. I asked for help and you came through for me in great numbers. Thank you!!

During the summer I was able to visit the museum. While I was there I met the new director, Connie Colom. She is trying to make the museum even better. She was very pleased with our donation and when it has been decided, will let us know what project it will fund.

If you haven't been to the museum you should try to go. The permanent collection is wonderful and the changing exhibits are always great. If you are planning to go to the museum please see me. I have free passes for NBQA members.

Ginny Perry

NBQA Workshop Guidelines

For project pictures, supply lists, instructor biographies and directions to the workshop location, see the NBQA website. Click "Members Services" then "Workshops."

Workshop Guidelines

1. Workshops are held at the Westminster Unitarian Church in East Greenwich.
2. Cost of workshops varies and is priced to cover the cost of running that workshop including instructor fees. Workshops are limited to 20 participants.
3. To attend a workshop, you must register and pay in full in advance. Do this by seeking out one of the Program Chairpersons at a General Meeting (Sandy Barron or Pat Harrison) or by mailing in your check and request to: Sandy Barron P.O. Box 614 East Greenwich, RI 02818
4. Class starts at 10:00 AM. Plan to arrive at the workshop for 9:30 to provide set-up time. Workshops generally end about 3:30. Your help setting up and breaking down tables and chairs is appreciated.
5. Coffee and tea will be provided. You are welcome to bring a snack for yourself and/or a snack to share with other workshop participants.
6. You should bring a power strip and a light.
7. There will be a lunch break around noon. You may bring a bag lunch including a beverage or go out to get your lunch at local fast foods. A refrigerator is available to store lunches.
8. A group including the workshop leader will be going out to dinner at 5:00 to a local restaurant. Let the program leaders know if you plan to join the group so that a dinner reservation can be made for you.
9. Please make every effort to gather **all** the supplies on the supply list.
10. Please remember to turn your cell phone ring off at the workshop so that you do not disturb other participants.
11. Please wear a name tag. Stick-ons will be available at the workshop.
12. Per guild policy, if you are unable to attend the workshop, the workshop fee will be refunded only if your spot is filled two weeks previous to the workshop.
13. Classes and class space are available only to registered, paid participants. No "auditing" of classes is permitted. No concurrent use of the workspace for other projects is permitted.

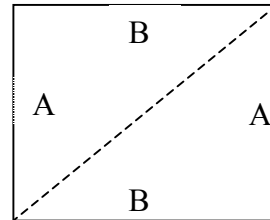
2007-2008 Workshops

Date	Price	Instructor	Description
9/20/07	\$25 + \$5 materials fee	Pat Bruno	Beaded Embellishment Learn the fun of adding beads and other embellishments to your quilts.
10/18/07	\$40	Jo Diggs	Miniature Landscapes Create an artistic landscape using fabrics from your stash.
11/15/07	\$45	Susan Carlson	Somethin' Fishy Create a fun and fabulous fabric fish using Susan's layering/collage method, then quilt in place with machine stitching. Color, construction, and quilting will be discussed. A pattern will be available in class, or create your own unique design. Finished size approximately 12" x 16", suitable for framing.
1/17/08	\$30	Maria Lage	Thread Caddy The thread caddy for appliqué lovers. Store all your numerous spools of thread in this handy, see-thru organizer.
2/21/08 & 2/22/08	\$80	Christine Ureel	Mini Nature Scene (this is a 2 day workshop) In this class, Everyone will create their own personal little nature scene!
3/20/08	\$45	Jane Hall	Pineapple Plus Create a classic Pineapple block, pieced on a vellum foundation. The pattern has been computer generated, and is accurate and easy to see and sew on.
3/22 (Saturday)	\$30	Christine Bagley	Double Wedding Ring Learn this one piece arc method for sewing this classic pattern.
No April workshop as everyone will be busy with the Quilt Show			
5/15/08	\$35	Gwyned Trefethen	Color Theory 101 Students will develop a comfort level with color through hands on exercises using fabric scraps, colored pencils and construction paper. No sewing required.

Classroom – Continuous Bias Binding

When binding a quilt with a scalloped or other non-straight edge, you may need to use a bias binding instead of a straight grain binding. Here is a method for creating a continuous bias strip to use for a binding using the smallest amount of fabric and avoiding the cutting of many small strips.

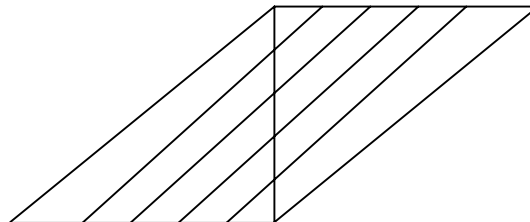
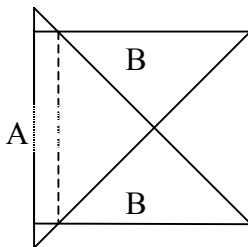
Start by cutting a square of fabric that measures 36 or on each side. Make sure each side is on the straight of (with chalk or erasable pen) the letter “A” on 2 sides of the square and the letter “B” on the other sides, then cut the square in half along the bias:



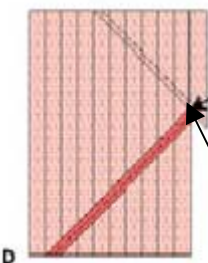
40 inches grain. Mark opposite opposing

A 40" square of fabric will give you approx. 711 " of 2 ¼ " binding. To calculate how much you will get, multiply the size of the square times the size of the square. Divide that number by the width of your binding.

Next, line up the sides marked “A” with **right sides together**; sew a ¼ inch seam and press the seam open. Next, with the fabric piece laid open with the wrong sides facing up, draw lines parallel to long the edges. Draw the line 2 ¼ inches apart (or however wide you prefer to make your binding strip).



Next, match “B” edges together to form a tube, with right sides of fabric to inside. Align raw edges, offsetting by 1 marked bias width. Pin, matching where drawn lines intersect. Stitch with 1/4" seam. Press seam open.



Cut a continuous strip, cutting along drawn lines, then trim the ends.

Start cutting here

Press the binding strip in half lengthwise, and proceed as usual.

Classifieds

Here you will find:

- Quilting groups/mini groups inviting you to participate or drop by.
- NBQA members who run groups or are teaching classes that you are invited to attend.
- Members seeking a particular group or person with certain skills.
- Ads from NBQA members with fabric or other quilting items for sale
- Each NBQA member is allowed 1 free ad per year. Subsequent ads are \$5.00 each or \$25.00 for the year.

If you have a “Classified” you would like to run in the next newsletter, e-mail it to info@nbquilts.org.

Available Groups

The *Tuesday Quilting Group* invites you to join them every Tuesday from 9:30 AM – noon. Stay a short while or the entire morning. No reservation needed. Bring your own work. We have tables, chairs & outlets for machines. We meet at the Shawmut Baptist Church, 1642 West Shore Road, Warwick, RI. There is plenty of parking in the lot on Armstrong Ave. Come in through the office door and go up the steps. For question contact Fran at 401-732-5116.

Classes

Mid Arm & Longarm Quilters

Still some openings
In all workshops

Award winning Longarm Quilt Artist

Irena Bluhm

Will be teaching 4 days of workshops
at Pat Harrison’s Studio
In Exeter, RI

✂ Thursday, October 25 – Background Fillers
(from her recently released book)

✂ Friday, October 26 – Borders & Sashings

✂ Saturday – Sunday, October 27-28

✂ Wholecloth Design Workshop

Let’s Make a Winner!

Contact Pat Harrison
at 401-667-0214
oceanwavesqc@verizon.net