



The NIMBLE THIMBLE

Narragansett Bay Quilters' Association

<http://www.nbquilts.org/>

President's Message

By the time you receive this newsletter we will all have enjoyed and recovered from the Holidays. Some of us might even have started plotting out the New Year! Before you get too far, remember to plan in some of your precious time for our guild. There are many times during the upcoming months when your guild really needs you. To highlight just a few, they include:

- ✂ Turning in your completed Quilt Show Entry forms at the February guild meeting. (Remember they don't have to be finished to be photographed and entered).
- ✂ Making some mug mats to be handed out with the show booklet at the Quilt Show.
- ✂ Signing up for committees for the Quilt Show. (There's something for everybody's talents and time schedule)
- ✂ Finishing your quilts for the show.
- ✂ Selling raffle quilt tickets.
- ✂ Making a mini quilt for the auction.

Quilt Show year is a great opportunity to challenge yourself to get that UFO (unfinished object) or PIGS (project in grocery sacks) out of the cupboard (or wherever you've hidden it), enter it, and FINISH IT! Imagine how great you'll feel. Almost as great as you will after you've spent some time on the show and gotten to know some other members. Did I mention that working on the show is one of the best ways to get to know your other guild members?

So...plot away in January, just remember to include the NBQA Quilt Show in your plans.

Happy New Year!
Pat Harrison

Next Meeting:

January 17, 2007
6:30 PM at St. Barnabas

Pot Luck Supper

Please Bring:

- Your Name Tag
- Show & Tell Items
- Tools for Mr. Wizard
- Library Books due
- Block of the Month
- Comfort Quilt you took to complete
- Quilt Show Raffle Basket items
- Raffle Quilt tickets – please bring your “sold” tickets & money and/or pick up more tickets from Pat Bruno
- Dish for the Pot Luck supper



Quilting fabrics and supplies
Books, patterns & notions

Hours: Tues-Sat 10:00-5:00

344 Main St.
Wakefield, RI 02879
(401) 789-5985

folkartquilts@cox.net

Owners
Evie Chermis & Mary Loftes

Narragansett Bay Quilters' Association
Minutes of the General Meeting – November 15, 2007

The evening began at 6:50 with Kassie Randall & Billie Bunnewith parading the Comfort Quilts and enticing members to take them home to complete by the March 2008 meeting. All quilts were taken. The sign up sheet for our January 2008 potluck meeting was also circulated.

At 7:02 Sandy Barron introduced the teacher for the day, Susan Carlson, and students showed the wonderful fish collages that they made in class. Susan Carlson then presented a slide show of the progression of her career as a quilt artist and we were treated to a fabulous trunk show of Susan's works.

Show & Tell began at 8:30

110 in attendance.

President- Pat Harrison: called the meeting to order at 8:40 pm and read a thank you note from Jo Diggs.

Vice President- Pat Bruno: raffle quilt ticket sales are going briskly. Joan Taylor is collecting sold ticket money. Please return unsold tickets so that someone else may sell them. The quilt is now at Quilts & More then will move on to Bristol and Wakefield.

Secretary- Pat Ferguson: Thanked Barbara Hartford for taking the October minutes in her absence. October minutes were published in the newsletter. Kassie Randall motioned to accept secretary's report.

Treasurer- Pat Harrison for Joan Taylor: Accepted as published in Nov, Dec newsletter:

QUILT Show Fund---7850.00 Beginning Balance---8880.35 Checks written--781.87 Income--3329.50 Ending Balance---9025.23

Historian- Barbara Hartford: no report **Publicity- Ginny Perry:** no report

Hospitality- Sue Ellis: Sign up for January potluck (begins at 6:30pm). Bring your own place settings and table decorations.

Librarian- Naomi Champagne: Books are still out from 2004-2007-please go through your books and return in January. All overdue books and borrowers will be published in the next newsletter and on the website.

Membership-Norrene McGeary: no report **New England Quilt Museum-Ginny Perry:** no report

Newsletter- Melanie Johnston: Look on the website for raffle quilt photos, mug mat directions, block of the month directions, meeting room criteria list. Also favorite links have been added. Please send any that you like for Melanie to post on the website.

Programs- Sandy Barron : There are still openings for classes in Jan, Feb, March & May. April is full but Sandy will start a waiting list.

Quilt Show- Mary Elizabeth Palumbo: Job sign up sheets are not available tonight, show dates April 19 & 20,2008, registration form is in newsletter and on website, even though this is a members only quilt show you can submit quilts that are machine quilted by someone else, please submit one entry form for each quilt with a 4"x6" photo attached to help map out the quilt show layout, because of strict fire codes we can not use the balconies or halls but we now have both gyms to use, Hoffman challenge is not available so we will feature member's fashions and accessories, Kassie Randall and Billie Bunnewith will narrate "Quilt Tops with a Story" on Saturday, raffle baskets will be in the small gym, collecting mug rugs for giveaways, special quilt display by Barbara Fitzsimmons based on children's books, Feb. 21 is quilt registration form deadline, judging and insurance can be paid together in one check.

Special Events –Lynda Puglia: 47 quilters had a great trip to The Gathering. There will not be a bus trip to Somers in May- instead there will be a trip to the Clamshell Quilt Guild show in East Lyme, CT in July- more info to come

Block of the Month-Nancy Messier: Anyone who enters a block of the month quilt in the show will receive special recognition with a BOM ribbon pin- any blocks from any past years, please mention on your entry form. Next month's block will be "Whimsy Flower" using high contrast bright colors, you can decorate centers and leaves. 2 Winners of this months blocks: Barbara Fitzsimmons & Sandy Pare.

Door Prizes-Gail Macera: at the board meeting it was discussed and decided that we no longer needed door prizes as a fundraiser so we will go back to free grab bags. You will receive a ticket as you sign in when entering the meeting. There were 5 bags awarded tonight.

OLD BUSINESS: none **New Business:** none


Meeting adjourned 9:05pm

Respectfully submitted, Pat Ferguson, secretary

Newcomer's Corner


It's January and that means "Pot Luck" supper time. To the January 17, General Meeting, bring a dish that will feed 6-8 to put on the community banquet table. Bring table settings, wine, candles, hats, take it as far as you dare. Choose a group of friends to sit with. Have a great time and get to know some new people.

The fun starts at 6:30 PM – Don't be late!

THE QUILT AND CABBAGE 

Quilting Cottons • Batiks
Homespun • Flannels
Woolen Fabric & Yarn
Stencils • Books • Patterns
Custom Quilts
Gift & Specialty Items

538 Main Street • P.O. Box 534 • Sturbridge, MA 01566
(508) 347-3023
Monday, Wednesday thru Saturday 9:30 – 4:30
Sunday 11:00 – 4:00 Closed Tuesday
Est. 1991


 **Cotton Theory**[®]
QUILTING

Gail A. Macera
Certified Cotton Theory Instructor
Public and Private Lessons
86 Pheasant Drive
Cranston, RI 02920-1223

Phone: (401)451-0061
igmacera@cox.net

REMINDER

Please be working on those comfort quilts you took home to complete. If you have finished, bring them to the January meeting. If you have not finished, be sure to complete them in time to get them in by the March meeting.




Angel Pond Cottage

Quilting Classes Beginner through Advanced
Barbara Mays-Stock, Owner

(401) 578-9554 BMaysStock@Cox.Net

Visit us on the web at www.angelpondcottage.com

Blaine's Sewing Machine Centers
Sales and Service Since 1950
Babylock • Bernina • Elna • Janome • New Home
Stop in and see Blaine's New Showrooms located at:
1280 Oaklawn Avenue
Cranston, RI 02920
401-463-8824
A Family Owned Business for Over 50 Years



Ocean Waves Quilting Company

Award winning quilter Pat Harrison
of Exeter, Rhode Island

Longarm quilting
Longarm, Midarm Instruction
Guild Lectures & Workshops
(401)667-0214
oceanwavesqc@verizon.net

Additions & Changes to the Membership Booklet

Updated e-mail address: Sue Ellis	Updated e-mail address: Lynda Bogdahn
New Associate Member: Shirley J. Tucker	New Associate Member: Sandra LaPlant

New England Quilt Museum Auction


I hope everyone had a great holiday and I wish you all a Happy New Year. With the new year and the cold weather here I love to get back to my quilting. I hope you do too because it is time to start thinking about the quilts you'll be entering in the quilt show come April. The quilt show is also when we hold the miniature quilt auction for the benefit of the New England Quilt Museum. This has been a very successful fund raiser for the museum for many years. Please help me keep the tradition going. The museum greatly appreciates our help. Many of our members have gone to the museum this year for the first time and have seen what a great facility it is.

So I am asking you to make a miniature quilt or a small wall hanging for the auction. This year I'm asking that in addition to labeling your quilts with a title and your name to please write a small paragraph about the quilt and hand it in with the quilt. This will help the auctioneer.

Thank you for your support in this event

P.S. Don't forget to make some mug mats. A new pattern is included in the newsletter.

Ginny Perry



Pat Ferguson
Ashford, CT 860-429-6999
www.patfergusonquilts.com

Long Arm Quilting

- ♥Binding ♥Custom Quilts
- ♥Basting ♥House Portraits
- ♥Classes & Guild Workshops
- ♥Quilter's Tool Tote Pattern



Bob's Featherweights
Sales, Service & Parts
Singer Featherweights & 301

Bob Harrison
59 Reuben Brown Lane
Exeter, RI 02822
(401) 269-9122
HFranklin32@verizon.net

Why Should My Quilt Be Critiqued?

by 2008 Quilt Show Judge, Holice Turnbow

When we attend a quilt show, we are always drawn to those few quilts hanging proudly with ribbons of blue, red, white, yellow. Sometime there is more than one ribbon on the quilt indicating it was singled out for special consideration for its workmanship in more than one feature. Often times the reasons are obvious yet, other times we stand there and say WHY!

I am a firm believer in an evaluation or critique system for quilts entered in the show. The statement I often hear "*oh! We hang quilts just for the enjoyment of the public*", doesn't move me to a great degree. Let me tell you why I am a believer.

Putting the ribbon/prize money aside, the evaluation or critique of a quilt should give the quilt maker an unbiased review of the entire quilt. The results should be a learning experience for the quilt maker. When we make a quilt, we see it through our eyes based on our own experience, skill and purpose of the quilt being made. We also see most of it up close and when finished give a sigh of relief that it is done. The evaluator sees it as an anonymous piece and can make his or her evaluation based on established criteria and experience in critiquing or evaluating many different types of quilts.

I also believe in a fair and impartial process which is constructive and instructive and not destructive but gives sufficient information for improvement in the quilt maker's skill. Now having said all this, I'll get down to the details of what the evaluator will look for and comment on them.

The following elements are evaluated within the context of the group or guild's purpose as well as any specific instructions on the entry form. Theme may be one of the added elements determined by the show committee.

Workmanship:

Is the workmanship crisp and clean? Are the seams straight and do other shapes retain their intended form? Do the squares, triangles and diamonds retain their intended shape or have they become eschewed in the piecing or appliqué process? Therefore, the accuracy of stitching the pieces together should be true. Are the points true or might they have been cut off or extended in the process? Are true seam allowances maintained throughout the piecing process with little or no shadowing?

Are the borders straight and cut and pieced to maintain the square of the quilt?

Are the bindings even and the fabric used, if directional, cut with the pattern and not looking like it is twisted? Are the corners well mitered or does one or more look like Dr. Spock of Star Trek lost an ear? Some judges will want the mitered fold stitched closed.

Quilting:

Is the quilting design compatible with the patchwork or appliqué design of the quilt?

Does the quilting fill the spaces providing uniformity to the quilt?

Does the thread color add to the overall design or does the use of contrasting color add a secondary design which may be distracting?

Are the stitches even and consistent whether by hand or machine?

Overall Appearance:

This element can be subjective with the evaluator because we each have our own opinions especially when it comes to color used. Therefore, does the color enhance the patchwork or appliqué or emphasize certain elements which stand out more than others?

Overall appearance can also be the general condition of the quilt. Pet hairs and hanging threads detract from the beauty and workmanship of the quilt.

I could go on and on, but the bottom line is that a third party who looks at the quilt can be beneficial in helping the quilt maker to see the quilt through impartial eyes. You and a friend or relative are the first two. The results will give both reinforcement to the quilt maker's workmanship as well as offer constructive and beneficial suggestions where improvement can be made.

Good luck. Finish up those masterpieces, which all are, and bring them for the world to see.

See the NBQA Website for more info about Holice

2008 Quilt Show Report

Hopefully everyone is working on and finishing their quilts and fashions for our April show. The deadline for submitting applications is February! In this newsletter, there is a guest article from our Show's judge Holic Turnbow. Perhaps you will pick up some tips and will be ready to have your quilts critiqued by him!

This year, we are using the additional space of the small gym and so we are initiating a new "passport" to try to ensure everyone who comes to our Show gets to all the venues. We will have a 'treasure map' of the large gym, cafeteria and small gym and at each location the map will be stamped. Once all three locations are stamped, the passport can be turned in for a drawing.

We think it will have more general appeal (and not compete with our raffle baskets) if we use gift cards and certificates redeemable at local merchants' stores for the drawing. So if you received a gift card at Christmas and don't really need it, it would help us if you would donate it for the passport basket. Or if you work somewhere that might be willing to donate a gift card, that would be wonderful too.

Speaking of raffle baskets, remember to bring in your [new/like new] quilting items. Patty Finelli is collecting the items and will be preparing the baskets. If you have a container to donate, those are welcome too.

Wishing everyone a Happy New Year. We are looking forward to a successful Quilt Show but it depends on all of us. We will have volunteer signup at the January pot luck meeting. Hope to see you there! REMEMBER TO TURN IN YOUR APPLICATIONS!!! You don't have to wait until February. We would love to have your applications as soon as possible.

Mary Elizabeth Palumbo and Joan Taylor
Co-chairs



Sew Perfect Quilts

Longarm Quilting Services
266 Tower Hill Road
Cumberland, RI 02864

Phone: (401) 658-5729
Lhancock42@aol.com

Linda Gilmartin-Hancock

Sue's Creations

Susan Ellis

Longarm Machine Quilter



1291 Middle Rd.
East Greenwich, R.I. 02818
Phone:(401) 884-6459
Email: Sellis1291@verizon.net

Quilt Show Raffle Basket Items

Donations for the April Quilt Show Raffle Baskets are still being requested. Please bring new quilting related items that would work well in a raffle basket to any General Meeting between now and the show or contact Patti Finelli.

2008 NBQA Raffle Quilt

“**Hollywood and Vine**”, designed by artist **Nancy Messier**; blocks were sewn by the general membership; Nancy then constructed the top; **Nina Ashworth** and **Maria Lage** did the appliqué; professional longarm quilter and NBQA member, **April Gilroy** of **Little Rest Quilting** did the quilting.



Hollywood and Vine
NBQA 2008 Raffle Quilt
82" x 100"

A picture and more information about this quilt is on the [NBQA website](#) should you wish to direct friends, family etc. to view it.

Raffle Tickets – Just a Reminder!

Returns for the raffle quilt tickets can be made to Joan Taylor at the January meeting. Sales are going well; we have had to re-print a limited number of tickets. If you have any unsold tickets that you are not going to sell, please return them so that they can be re-distributed. The raffle quilt has spent a few months at "Quilts and More" in Charlestown and will be traveling to Bristol for January. Pat Bruno and Joan Taylor have a limited number of photos available for anyone who is interested. Keep selling!



LITTLE REST QUILTING

for your machine quilting needs

APRIL GILROY
Wakefield, RI
(401) 783-7742

Take a Workshop!

Jan 17

Thread Caddy - Maria Lage

Feb 21 & 22

Mini Nature Scene - Christine Ureel

March 20

Pineapple Plus - Jane Hall

March 22 (Sat)

Double Wedding Ring - Christine Bagley

May 15

Color Theory 101 - Gwyned Trefethen

See the [NBQA web](#) for details

What's New on the Website

The web site now has a list of all our library books. Browse through at your leisure, make a choice, then see Naomi at the Library Cart at the next meeting.

Completed Kreative Journey
PROFESSIONAL MACHINE QUILTING

Cynthia Kovolyan Janetacos
401.556.7000 or 401.246.2225
e-mail: ckovjan@aol.com
11 Old River Road, Barrington, RI 02806

QUILTS AND MORE

5000A SO. COUNTY TRAIL
CHARLESTOWN, RI 02813

(401) 364-3711

Fabric, Books, Notions, Patterns, Classes, Bernina Machines

www.riquiltshop.com

Mon-Fri 9:00-5:00, Sat 9:00-4:00, Sun 10:00-4:00

Betty Combs, Owner

Lois Johnsen, Sales Man.

Classroom – Mug Mats ([printable directions also on NBQA website](#))

Yet another pattern for Mug Mats. Please make some for our Quilt Show. There are 3 patterns to choose from on our website.

MUG RUGS

Pattern submitted by Barbara Barber

Material: 5" base square

5" square of batting

4-5" squares of fabric; use 2 squares each of coordinating fabrics.

Fold the 4-5" squares in half, wrong sides together and press.

With the batting on the bottom, place the base fabric right side up on top.

Next, lay down your folded squares in an over, under, over, under pattern.


Stitch with a ¼" seam all the way around.

Trim the corners.

Turn & press.

The batting is inside. The mug mat is complete.

This can also be done using triangles and circles.



This is the layered piece before sewing:

1st layer – batting

2nd layer – base square right side up

3rd layer – the 4 folded squares in “under, over” pattern

Felted Wool Appliquéd items

Felted Wool Appliquéd items *may* be submitted for the 2008 Quilt Show. Mark the registration form's Category of Entry area for "Small Wall Quilt" or "Home Decor" (for table runners etc.) as appropriate. In the right margin of the category area, please hand write in 'Felted Wool Appliqué'.

These items will not be accepted for judging.

Bus Trip to Clamshell Guild Quilt Show

NBQA is hosting a Bus Trip, Saturday, July 19, 2008 to Clamshell Guild Quilt Show in E. Lyme, CT. We will leave at 9:30 am from the Rt. 117 Park & Ride and return at 4:00 pm to the Rt. 117 Park and Ride. Cost is \$26.00 which includes bus and admission. We will accept payment (cash or check to NBQA) for the trip beginning at the January Meeting. After that you may mail checks to LYNDA BOGDHAN.

Classifieds

Here you will find:

- Quilting groups/mini groups inviting you to participate or drop by.
- NBQA members who run groups or are teaching classes that you are invited to attend.
- Members seeking a particular group or person with certain skills.
- Ads from NBQA members with fabric or other quilting items for sale
- Each NBQA member is allowed 1 free ad per year. Subsequent ads are \$5.00 each or \$25.00 for the year.

If you have a “Classified” you would like to run in the next newsletter, e-mail it to info@nbquilts.org.

Available Groups

The *Tuesday Quilting Group* invites you to join them every Tuesday from 9:30 AM – noon. Stay a short while or the entire morning. No reservation needed. Bring your own work. We have tables, chairs & outlets for machines. We meet at the Shawmut Baptist Church, 1642 West Shore Road, Warwick, RI. There is plenty of parking in the lot on Armstrong Ave. Come in through the office door and go up the steps. For question contact Fran at 401-732-5116.

The Sewing Room

Oak Harbour Village
 567 South County Trail Suite 207
 Exeter, Rhode Island 02822
 (401)295-0083
 Open Mon.-Wed 10-6 PM, Thurs 12-8 PM, Fri. and Sat. 10-6 PM, Closed Sunday
 Email: thesewingroom@verizon.net

Member Classifieds

If you have something to sell or a class to advertise, send it to the Newsletter Group and it will appear in this section.

Wright's Factory Outlet **Sturbridge, Mass.**

Present a current guild card and a photo ID and receive 15% discount.

Laurendas Quilting Service **Sharon Mayers**

Longarm Machine Quilter
quilting@laurendas.com

(401)385-9164
www.laurendas.com

Harkney Hill Road
 Western Coventry, RI

Information Concerning NBQA Members' Quilt Show 2008
Submission of Entries to the Quilt Show

Date and Times for Submission of Quilts: *Thursday, April 17*

Quilts to be **Judged** must be brought in **between 10 am and noon**, all others 10 to 6:30pm

Date of Judging: *Thursday, April 17* starting at Noon

Date of Set Up: *Thursday, April 17* 9am to 5 pm and *Friday, April 18* from 9 am until finished

Dates of the Quilt Show: *Saturday, April 19* - 10 am to 5 pm; *Sunday, April 20* -10am to 4pm

Submission of Entry Forms: Publication of November 2007 Newsletter to February 21, 2008 that is a Quilt Guild Meeting date. An entry form will be in the Newsletter and on the NBQA website (nbquilts.org). For multiple entries, please copy the form so you have one for each of your entries.

1. Complete and submit an entry form for each item by February 21, 2008.
2. Attach a color photo to each entry form. (Work need not be completed in photo.)
3. Submit entries to Registration Chairperson, Natalie Bielawski at meetings or by mail: 184 East View Ave, Cranston, RI 02920. Please observe the 2/21/08 deadline as much work is involved in preparing the program. Registration questions: 943-5961.
4. Work previously shown at an NBQA show may not be resubmitted unless by invitation. All quilts submitted must be made by NBQA members.
5. If a quilt is from a published pattern or is the result of a class, please acknowledge.
6. Six inch sleeves are required on all quilts except miniatures and small wall hangings.
7. NBQA Quilt Selection Committee reserves the right to accept or reject items.
8. A sturdy display easel must be provided for framed pieces.
9. Any quilts over 100 inches wide may have to be draped.

Submission of Items: Thursday, April 17, 2008 between 10 am and 6:30 pm (quilts to be judged 10 am to Noon) at the North Kingstown High School (at the Rear Entrance); 150 Fairway Drive off Route 1A just south of Wickford.

1. Each item must have a label that states the following: **Quilter's name, phone # and the title of the work**. If possible bring each item in a clear plastic bag.
2. If you are unable to submit your work in person, we will accept it from your designee and give that person the receipts you will need to retrieve your work.
3. It would be much appreciated by the Registration Committee if you did not wait until the 6:30 deadline but instead brought your quilts in earlier. Thanks.

Retrieval of Items: Sunday, April 20, 2008 after the take down, which begins at 4PM. Take a number and you will be called when take down is completed. If someone other than you is picking up your quilts, they will need a note to the committee from you along with your receipts. The committee will be available until 5:30 pm to return your work. If any work is not picked up by that time, it will be the responsibility of the owner of the work to contact Natalie at 943-5961 to arrange retrieval.

Optional Insurance Fee: Insurance may be purchased for \$1.00 per each \$200 increment based upon actual value of your quilt. \$1 to \$200 = \$1 Fee; \$201 to \$400 = \$2 Fee; \$ 401 to \$600 = \$3 Fee; etc List the **actual value** of the quilt if you elect to purchase the optional insurance.

Examples: Value is \$ 320 = \$2.00 fee; value \$ 550 = \$ 3.00 fee, \$ 900 = \$5.00 fee

Make check for payment to "NBQA" You may combine insurance and judging fee in one check. Indicate desired insurance coverage and amount of fee on 2nd page of the form.

**NBQA Members' Quilt Show 2008 Registration Form (One form for each entry)
Dates April 19 and 20 at North Kingstown High School**

Quilt Maker's Name _____ Phone # _____

Quilted by _____ Professionally Quilted by _____

I am submitting this work for judging: **YES** **NO.** If, yes, include **\$6** per entry.

Category of Entry (Select **one** category.)

All quilts will need a 6" sleeve with the exception of the Mini and Small Wall.

Bed/Lap Quilt

Mini Quilt

Small Wall Quilt (24" to 36")

Large Wall Quilt (over 36")

Guild Activity: Summer Challenge, Workshop Project or Block of the Month

Baby/Juvenile

Home Décor

Holiday/Seasonal

Clothing/Accessories (Will you model? _____ If not, size of garment _____.)

Please attach an extensive passage for the commentator to read while your garment is shown in the fashion show in addition to the 35 words or less for use in the program booklet.

Item Details for Program Booklet: Please be as specific as possible.

Title of Work _____

Traditional Pattern Original Design From a Published Pattern

Credit Pattern Source _____

Size (must be provided): Width _____ Length _____ Year Completed _____

For the program booklet, in 35 words or less, write what you want viewers to know about your work including: your motivation, the techniques used and/or any personal history you wish to share.

**PLEASE FILL IN THE FORMS BELOW AND LEAVE ATTACHED TO THIS COMPLETED FORM
DUE BY FEBRUARY 21, 2008**

2008 NBQA Quilt Show Entry

Name _____

Item Name _____

Thank you for submitting an entry.

2008 NBQA Show Entry Receipt

Name _____

Item Name _____

This receipt must be shown to claim your entry after take down on 4/20/08.

Attach photo here: Please, no larger than 4" by 6".

Name: _____

Title of work: _____

Optional Insurance: Yes / No Actual Value: _____ Fee enclosed _____



I am submitting this work for judging: Yes ___ No ___ Fee enclosed _____

I grant NBQA permission to use a photo of this quilt on its Website. Yes ___ No ___

Category (from front page): _____

Size: Width _____ Length _____

Mark on X on the block below that shows the configuration of your quilt, as it should hang.




Description of quilt back: Color _____ Design _____

Is your quilt 2 sided? Do you want both sides visible to viewers? Yes ___ No ___

Catalog Number _____ (do not write on this line.) Thank you



**Narragansett Bay
Quilters' Association**
PO Box 614
East Greenwich, RI 02818
<http://www.nbquilts.org/>



New England Quilt Museum

18 Shattuck St.
Lowell, MA 01852
978-452-4207

www.nequiltmuseum.org



Lowell is located 28 miles north of Boston off Interstate 93 and 495 and Route 3. Take the Lowell Connector from either Interstate 495 (Exit 35C) or Route 3 (Exit 30N Northbound or 30A Southbound) to Thorndike Street (exit 5B). Go the 6th light and turn right onto Market Street.

Park at street meters, the Leo A. Roy Market Street Garage, or on weekends ONLY, the lot behind the museum on Middle Street.

To drive up to the door, go into the next light into Palmer Street. Go to the next light and turn left onto Merrimack Street. Go to the next corner and turn left onto Shattuck.

2008 Exhibition Schedule

January 19 – March 30

Puzzled & Board

April 3 – June 15

The Whole Story: Wholecloth quilts by hand & Machine

June 19 – August 24

Collector's Choice: Timeless Favorites from the Pilgrim/Roy Collection

August 28 – November 2

Metrotextural: New works by members of the Manhattan Quilter's Guild

November 5 – January 10, 2009

Gifts From the Heart: New Acquisitions from the Binney & Weinberg Families

Museum hours are 10 am - 4 pm
Tuesday-Saturday year around;
in addition May through December,
Sundays 12 pm - 4 pm.