

March/April 2012

The NIMBLE THIMBLE

<http://www.nbquilts.org/>



President's Message

Quilt Show!!!!

Are you ready? This is such an exciting time. When I see the work of our members at the show, I am always so amazed and proud of our guild. Putting it all together is also part of the fun. What a great way to get to know people better and get a preview of all the quilts.

If you have not yet signed up to help, please email Joan Halley or Joan Potter to volunteer. You can volunteer for a couple of hours, a day or the entire show! Cindy Corey is looking for demonstrators. This is a lot of fun. You get to interact with the public and introduce them to a skill.

We are still looking for raffle baskets. These baskets are an important fundraiser for us. If you have not already participated in putting together a basket, get a couple of friends, select a theme and make one up! Bring it to the March or April meeting.

Then there is the mini-quilt auction. Here is a chance to make a small project that can be done in a short period of time or maybe try out a new technique. Ginny and Sue do a great job coordinating this auction and raising lots of money for the New England Quilt Museum.

Consider having your quilt judged. Even if you do not think your quilt is ribbon-worthy, having it judged is an excellent learning tool. You will receive comments to help you know where you are on target and what areas need improving.

In addition to working for our show, do something for yourself. Take a workshop. On March 15, Judith Larzelere is doing a workshop of her technique of strip piecing. She does some very interesting work. Check out her website <http://www.judithlarzelere.com/>.

Lastly, sell, sell, sell those raffle tickets!

Melanie Johnston

Next Meeting:

March 15, 2012 7:00 PM
BOD meets at 6:00 PM
East Greenwich United
Methodist Church

Please Bring:

- Show & Tell items
- Block of the Month
- Fat Quarter of the Month
- Money/checkbook for workshops
- Magazines to swap
- DVDs to return
- Completed omfort quilts
- Refreshment, if you signed up to bring one
- Wear your nametag!



Pat Ferguson

Ashford, CT 860-429-6999

www.patfergusonquilts.com

award winning & published quilter

SHOP ONLINE

- *Long-arm Quilting services
- *Quilt Care & Storage Products
- *Printing on Fabric Supplies
- "BROADS" 108" Wide Quilt Backings
- *Notions Gift Item
- *Patterns Quilt Rescue
- *Classes & Guild Workshops
- *Certified Zentangle Teacher

Narragansett Bay Quilter's Association

General Meeting
February 16, 2012

President: Melanie Johnston called the meeting to order at 7:00 PM. She is looking for 2 or 3 people interested in serving on the nominating committee to recruit new officers and chairs. An informative lecture and slide show was presented by Martha Sielman, Executive Director of Studio Art Quilt Associates, and author of three books on Trends in Art Quilts. A traveling exhibit of art quilts from one of her books will be at the NEQM in January of 2013.

Treasurer: Beginning balance: \$25,002.42; Income: \$1,070.00; Expenses: \$1,140.21; Ending balance General Fund: \$15,951.94. Quilt Show Fund: \$8,980.27.

Newsletter: Anyone not receiving it should let Diana Funke know.

Vice President: Billie Bunnewith invited those interested in designing the 2014 raffle quilt to contact her by the May meeting. A free membership will be awarded to the person selling the most raffle tickets (if you give your name when turning them in). Please return any tickets you do not plan to sell so they can be sold by someone else.

Quilt Show: Mug mats and auction items can be given to Sue Stedman. Applications not turned in tonight should be mailed immediately to Carolyn Lunt. Voting for the Fat Quarter Challenge quilts took place during the break. The results will not be announced until the quilt show. If you still want to finish one and put it in the show, make sure you get your application in now. Admission for the show will be \$8 at the door, but advanced tickets can be purchased in March: \$6 for members (limit 1) and \$7 for non-members. Cindy Cory is looking for more demonstrators.

Program: March is Judith Lazalere's innovative strip piecing technique, and Carol Taylor is coming in May to do two different workshops on circle designs and machine quilting.

Show and Tell: Barbara Barber unveiled the first installment of her broken hip strip quilt series. Stay tuned.

Comfort Quilts: If you are working on a quilt that can be finished for the May meeting, please let Donna Woodworth know. She has received 45 quilts so far. Pat Coughlin donated a box of fabric.

Fat Quarters: Peggy Murphy won 34 dot print fat quarters. Juvenile prints will be the fabric for March.

Block of the Month: Susan Chace won 4 Storm at Sea blocks. Next month's pattern is Tall Ships in plaid with cream background

The meeting was adjourned at 9:30 PM.
Submitted by Joan Potter, Secretary.

Blaine's
Sewing Machine Center
 Sales and Service Since 1950

BERNINA • District Dealer of the Year 2006
BABYLOCK • Top Ten single location dealer in USA
JANOME • Outstanding dealership Award
ELNA
HAPPY

Come visit RI's best selection of
 Sewing Machines and Sergers


463-8824
 1280 Oaklawn Avenue
 Cranston, RI

Tues. - Fri. 10am-5:30pm
 Thurs. 10am-8pm
 Sat. 10am-5pm

www.blainesewing.net



Bob's Featherweights
 Sales, Service & Parts
 Singer Featherweights & 801



Bob Harrison
 59 Reuben Brown Lane
 Exeter, RI 02822
 (401) 269-9122
 HFranklin32@verizon.net

Members in the News

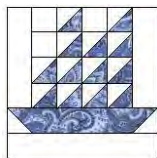
Christine Bagley received an Honorable Mention Ribbon at the *Fabulous Fakes & Forgeries* Art Exhibit at the Spring Bull Gallery on Bellevue Avenue in Newport RI for her quilted version of Franz Marc's "The Blue Horse".

Congratulations to **Joan Johnson**. Her "Abstract Landscape" was juried into the Slater Memorial Museum Annual Artists Exhibition. See the show in person in the Converse Gallery Feb 26 - March 30, 2012.

Block of the Month

Chris Bonin

March – Tall Ships II



Colors: Plaids on cream

Instructions: <http://www.quilterscache.com/T/TallShips2Block.html>

April – Clam Shell



Colors: Plaids on cream

Instructions: <http://www.quilterscache.com/T/TallShips2Block.html>

Magazine Swap

Diana Funke

Many thanks to all of you who have been bringing in your old magazines to swap. This has become a very popular addition to our meetings. Keep those magazines coming! Some of you have even donated quilting books to the swap and they are a welcome addition. Books are saved from meeting to meeting so that they can be swapped over and over.

The **Activity Table** at the quilt show will be featuring “make it and take it” projects for children and their parents. We are in need of fabric scraps, wooden thread spools, yarn, ribbon, lace, buttons, or anything you have on hand that you think we can use. We are doing yo-yos again- even square ones, and postcard sized fabric collages. Lots more, too! Volunteers welcome!

Diana Funke and Peggy Lane

Raffle Quilt*Billie Bunnewith*

It is difficult to believe but we are starting the process for the 2014 raffle quilt. If you are interested in designing the next raffle quilt, please let Billie Bunnewith know by the May meeting. Designs do not have to be submitted until September so you will have all summer to create one. Her e-mail address is billieb6@verizon.net.

We will also be giving away a free membership to the person who has sold the most tickets. If you would like to participate in the contest, please let Billie know. Finally, if you don't intend to sell the tickets or have extra tickets, please return to her so that someone else may sell them. Thank you!

Quilt Show 2012*Joan Halley*

Thank you for the great response to the Fabric Challenge. There were 44 entries that showed how creative and skilled and colorful you all are. Thank you for thoughtfully choosing your favorites in all the voting categories. The results will be announced by ribbons displayed on the entries during the quilt show in April. Thank you to Sharon Mayers for organizing the display and collecting the ballots. Another thank you to her assistants Joan Potter, Ellie Laferriere, and Margaret White.

The Fabric Challenge will certainly be a colorful special exhibit for our show. For those of you "late bloomers", you still have time to finish your challenge. Just fill out a registration form NOW and send it to Carolyn Lunt. Your quilt will be part of the exhibit even though it missed the voting.

On March 10 we are starting to plan the arrangement of the quilts in the show. Since we are limited to just one gym this year, we must plan carefully. Please let me know if there are any changes to the quilts you have entered.

For the March meeting, please remember to bring small quilts for the auction, mugs, mats for door favors, and baskets for the raffle. We still need more volunteers for set up and to help during the show. The sign up sheets will be available for you to choose your volunteer opportunities.

Pre-sale tickets for the show will be available to purchase in March. Each member may buy one ticket for themselves for \$6 and additional tickets for non-members for \$7 each. Admission during the show is \$8 for everyone. The admission price is good for both days of the show. Even though you are volunteering, we ask that you buy a ticket.

Thank you to everyone who has already been working on the show preparations and everyone who has been working on the beautiful quilts we will soon be displaying. Judging from the Fabric Challenge quilts we are going to have a magnificent Garden of Quilts.

Reminder!!!!

The April meeting will be at the North Kingstown High School.
Fairway Drive, North Kingstown, RI

Laurendas Quilting Service
Sharon Mayers

Longarm Machine Quilter
shelshar9@yahoo.com

(401)385-9164 Harkney Hill Road
 Western Coventry, RI


Completed Kreative Journey
PROFESSIONAL MACHINE QUILTING

Cynthia Kovolyan Janetakos
 401.556.7000 or 401.246.2225
 e-mail: ckovjan@aol.com
 11 Old River Road, Barrington, RI 02806

Membership *Susan Ellis & Karen Crosby*

New members
 Ralph Dykstra Laurie Lewis

Fat Quarter of the Month *Sharon Bibeault*

This monthly program, Fat Quarter of the Month, has become a huge success!
 This is how it works:
 A member can bring in fat quarters and will receive a raffle ticket for each fat quarter. At the end of the meeting, one ticket will be drawn to win the whole stash of fat quarters.
 Below are the monthly themes:
 March-children's novelty fabrics
 April-**Quilt Show**-nothing planned for this month
 May-landscape fabrics

Fat Quarter Fabric Challenge *Sharon Mayers*

Many thanks to all the NBQA members that made entries for the fabric challenge. They were all so beautiful and will make the "special exhibit" at our quilt show truly special. The varied and wonderful talents of all the ladies that produced these fine pieces of workmanship were certainly represented. Many thanks also to the members that voted. There were 111 ballots cast. The results will be tabulated and ribbons will be awarded at the "Garden of Quilts" Quilt Show in April. It takes many hands to make a success of something and it was proven again with this challenge.

Comfort Quilts *Donna Woodworth*

I'm in the process of gathering the comfort quilts for distribution. This will take place at the May meeting. If you have any finished quilts, please bring them to the March or April meeting. I would like to have a final account of the quilts I have for distribution to various groups.

If you know of any organization or person who would appreciate receiving our lovely quilts, please let me know. I really appreciate the support everyone has provided in this endeavor. Many thanks!

Spring Workshops

March 15th Host: Donna Woodworth Cost \$40.00

Judith Larzelere: INTRO TO STRIP PIECING.

Students will be given a design formula for choosing fabrics that will be strip pieced and then sewn into a small wall hanging in the quilt-as-you-go method. Special Emphasis will be on color selection. Be prepared to trade some of your fabric with others in the class to have more colors to work with.

<http://www.judithlarzelere.com/>

Materials list coming soon.

May 17th

CAROL TAYLOR: GOING IN CIRCLES \$40

Have you always admired those pieced circles? You can do it with ease and without even pinning. Create a small (32 x 32) unique quilt of your very own while learning to piece circles & some unusual strip sets, and do Carol's trademark circular quilting to complete the look.

You'll also learn how to finish your quilts with facings instead of bindings.

Please visit her website at <http://caroltaylorquilts.com/>

Carol will be here for 2 days. Please see below for workshop #2.

May 18th

CAROL TAYLOR: Free Motion Quilting \$40 Patterns

Carol will teach 12-15 quilting design patterns for you to try and go over many of the techniques in the various books teaching free motion quilting. This is a hands-on class to learn and practice these fast new ways of quilting and embellishing your quilts by machine. Learn to do decorative stitching with those metallic and rayon threads! Machines need only have a straight stitch to do these designs. And even the students who've had very little quilting experience are successful using these methods.



LITTLE REST QUILTING

for your machine quilting needs

APRIL GILROY
Wakefield, RI
(401) 783-7742



Cotton Theory[®]
QUILTING

Gail A. Macera
Certified Cotton Theory Instructor
Public and Private Lessons
86 Pheasant Drive
Cranston, RI 02920-1223

Phone: (401)451-0061
gmquilting@cox.net
<http://www.gmquilting.com>

YOUR FULL SERVICE EMBROIDERY COMPANY



EMBROIDERY SEWING CO.

DENISE C. GREENLUND

PRESIDENT/OWNER

401-397-3582
401-480-6567 - cell
401-397-0777 - fax
embsew@aol.com

74 CLUB HOUSE RD

WEST GREENWICH, RI 02817

Reimbursement slips

When you need reimbursement for expenses, please fill out a reimbursement slip and submit it with your receipts to the Treasurer. The reimbursement slips can be printed or downloaded from our web site.

THE QUILT AND CABBAGE




Quilting Cottons • Batiks
Homespun • Flannels
Woolen Fabric & Yarn
Stencils • Books • Patterns
Custom Quilts
Gift & Specialty Items

538 Main Street • P.O. Box 534 • Sturbridge, MA 01566
(508) 347-3023
Monday, Wednesday thru Saturday 9:30 – 4:30
Sunday 11:00 – 4:00 Closed Tuesday
Est. 1991

Sue's Creations

Susan Ellis
Longarm Machine Quilter




1291 Middle Rd.
East Greenwich, R.I. 02818
Phone:(401) 884-6459
Email: Sellis1291@verizon.net

New England Quilt Museum *Virginia Perry*

Now that you have your projects well on the way to being finished for the quilt show, it's time to think about making something for the miniature quilt auction. All of you have been very supportive of this cause in the past. I hope you will continue to do so. The museum is doing very well now. This is partly due to the help we and other guilds provide them. Bill Spicer will be our auctioneer again. He is always great to have with us. Let's give him some great items to auction again this year. Thank you for all your help in supporting this cause.

Ginny Perry & Sue Stedman
Please remember to make some mug mats. We don't have very many yet. Thank you.



Ocean Waves Quilting Company

**All Pantographs are
2 cents/sq. inch
Quick Turnaround**

Pat Harrison
59 Reuben Brown Lane, Exeter, RI
oceanwavesqc@verizon.net

QUILTS AND MORE
114 Granite Street Unit 5
WESTERLY, RI 02891
(401) 637-4199
Fabric Books Notions Patterns Classes
Monday-Saturday 9:30-4:30
www.riquiltshop.com
Betty Combs, Owner

Don't forget the upcoming **Machine Quilters Exposition** at the Providence Convention Center. Classes run from April 11th through the 14th. The Public Quilt Show is from April 12th through April 14th. Hours are: April 12th, 10am to 8pm; April 13th, 9am to 6pm and April 14th, 9am to 5pm. An Ice Cream Social is the kick-off event on Tuesday, April 10th.
For more information and a complete catalog of classes and events go to mqxshow.com.



Go to the NBQA website to download a full sized document of the quilt show poster. Print it and distribute it!

The Sewing Room




Leslie Dacier
Owner

PFAFF Sewing Machines
Classes • Patterns & Notions

Oak Harbour Village
567 So. County Trail #207
Exeter, RI 02822
(401) 295-0083
leslie@thesewingroomri.com

Store Hours: Tu, W, F 10-5,
Th 10-8, Sa 10-4, closed Su & M

Folk Art Quilts



*Quilting fabrics and supplies
Books, patterns & notions*

Hours: Tues-Sat 10:00-5:00

*344 Main St.
Wakefield, RI 02879
(401) 789-5985*

folkartquilts@cox.net

*Owners
Evie Chermis & Mary Loftes*

Allison Avery Wilbur
Longarm Quilting
and
Custom Order Quilts



401-289-2266
11 Jennys Lane
Barrington, RI 02806
Visit my website to see my work.
AllisonWilberQuilts.com

Meet the Workshop Presenters

Judith Larzelere

I am interested in color interaction and creating a sense of movement and mood in my works. I tend to like vivid, active color but have used all palettes for commissions to suit the client's needs. All my quilts are made with a sewing machine. I use hand dyed fabrics purchased from various sources. My technique is based on strip piecing and my quilts are strip quilted. I design and produce all the quilts myself.

Carol Taylor

I love color! Since receiving my first box of crayons, I've been in love with color. It's the reason I chose to pursue a degree in elementary education back when we were expected to teach art, music, and physical education. Color is partly responsible for my love of decorating and choosing clothes. It is why I've always been involved in some kind of art. But not until I began quilting in 1993, did I truly find the most joyous way of using color, texture, and design together.

I enjoy the challenge and spontaneity of creating a design with fabrics, using all their glorious hues and textures; never knowing quite how it will turn out. I inevitably learn something during the design process and sometimes the results surprise even me. It's part of the fun!

My quilts are contemporary in style and often abstract in design, emphasizing color, contrast, and value relationships. I piece by machine and free-motion machine quilt them extensively, adding another layer of color and design to each quilt.

I am obsessed with quilting! I love spending time in my studio "playing" with fabrics, threads, and designs. The colors and textures inspire my creative energies and make me happy. There is nothing I would rather do! Quilting is my true passion and joy!

Classifieds

Here you will find:

- Quilting groups/mini groups inviting you to participate or drop by.
- NBQA members who run groups or are teaching classes that you are invited to attend.
- Members seeking a particular group or person with certain skills.
- Ads from NBQA members with fabric or other quilting items for sale
- Each NBQA member is allowed 1 free ad per year. Subsequent ads are \$5.00 each or \$25.00 for the year.

If you have a “Classified” you would like to run in the next newsletter, e-mail it to info@nbquilts.org.

Free to a Good Home!
 Edmunds Wooden Quilting Frame with Stand
 Quilts up to 82 inches wide can be quilted on this frame. Top tilts to various angles
 Contact Diana Funke

2012 Quilt Show Evaluation Form

Below is a facsimile of the form our 2012 Quilt Show judge will use to judge and provide feedback on those quilts submitted for judging. The form illustrates how points are awarded across the quilt elements and the points needed to earn a ribbon.

Remember that each quilt is judged on its own merit and not in comparison with others.


<p>NBQA Evaluation Form</p> <p>Judge: Beverly Fine, NOACJ 2012</p>	<p>Quilt # _____</p> <p><u>Judge’s Comments</u></p>																								
<table style="width: 100%; border-collapse: collapse;"> <tr> <td style="width: 30%;">OVERALL IMPACT:</td> <td style="width: 70%;">10 POINTS MAXIMUM</td> </tr> <tr> <td>• Overall impact</td> <td>(max 10 points) _____</td> </tr> <tr> <td>DESIGN</td> <td>40 POINTS MAXIMUM</td> </tr> <tr> <td>• Pattern and design</td> <td>(max 20 points) _____</td> </tr> <tr> <td>• Effectiveness of color in overall design</td> <td></td> </tr> <tr> <td>• Suitability of quilting design</td> <td>(max 5 points) _____</td> </tr> <tr> <td>• Border design</td> <td>(max 5 points) _____</td> </tr> <tr> <td>WORKMANSHIP</td> <td>50 POINTS MAXIMUM</td> </tr> <tr> <td>• Precision of work</td> <td>(max 30 points) _____</td> </tr> <tr> <td>• Quality of quilting</td> <td>(max 10 points) _____</td> </tr> <tr> <td>• Binding/edge finish</td> <td>(max 10 points) _____</td> </tr> <tr> <td></td> <td>TOTAL _____</td> </tr> </table>	OVERALL IMPACT:	10 POINTS MAXIMUM	• Overall impact	(max 10 points) _____	DESIGN	40 POINTS MAXIMUM	• Pattern and design	(max 20 points) _____	• Effectiveness of color in overall design		• Suitability of quilting design	(max 5 points) _____	• Border design	(max 5 points) _____	WORKMANSHIP	50 POINTS MAXIMUM	• Precision of work	(max 30 points) _____	• Quality of quilting	(max 10 points) _____	• Binding/edge finish	(max 10 points) _____		TOTAL _____	<p>Ribbon _____</p>
OVERALL IMPACT:	10 POINTS MAXIMUM																								
• Overall impact	(max 10 points) _____																								
DESIGN	40 POINTS MAXIMUM																								
• Pattern and design	(max 20 points) _____																								
• Effectiveness of color in overall design																									
• Suitability of quilting design	(max 5 points) _____																								
• Border design	(max 5 points) _____																								
WORKMANSHIP	50 POINTS MAXIMUM																								
• Precision of work	(max 30 points) _____																								
• Quality of quilting	(max 10 points) _____																								
• Binding/edge finish	(max 10 points) _____																								
	TOTAL _____																								
<p>Purple 98-100% Red 90-93% Ribbon is based on % Blue 94-97% Yellow 85-89% of possible points Note: When an item does not apply, these points are eliminated</p>	<p>Judge’s Signature</p>																								



Narragansett Bay Quilters' Association

PO Box 614
East Greenwich, RI 02818

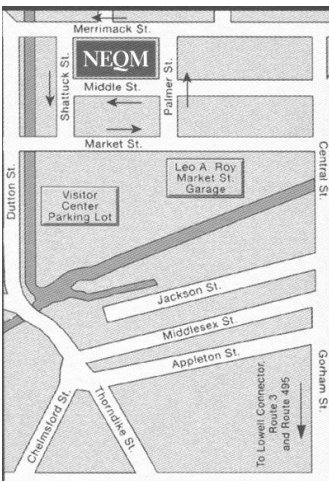
<http://www.nbquilts.org/>



New England Quilt Museum

18 Shattuck St.
Lowell, MA 01852
978-452-4207

www.nequiltmuseum.org



Lowell is located 28 miles north of Boston off Interstate 93 and 495 and Route 3. Take the Lowell Connector from either Interstate 495 (Exit 35C) or Route 3 (Exit 30N Northbound or 30A Southbound) to Thorndike Street (exit 5B). Go the 6th light and turn right onto Market Street.

Park at street meters, the Leo A. Roy Market Street Garage, or on weekends ONLY, the lot behind the museum on Middle Street.

To drive up to the door, go into the next light into Palmer Street. Go to the next light and turn left onto Merrimack Street. Go to the next corner and turn left onto Shattuck.



January 19 - March 24, 2012
CAMPAIGNS & COMMEMORATIVES:
Quilts for Presidents

March 29-July 8, 2012
FENWAY PARK CENTENNIAL
Quilts by Rosemary Bawn & Other Quilt Artists

Museum hours are 10 am - 4 pm
Tuesday-Saturday year around;
in addition May through December
Sundays 12 pm - 4 pm.