

May/June 2011

The NIMBLE THIMBLE

<http://www.nbquilts.org/>



President's Message

Another guild year is at an end. From the many charity quilts made and donated, the bus trips, the workshops, all the other special programs and the great food, I hope you all agree with me that it was a very successful one. I am so proud of our guild. As I am out and about, I am continually reminded of the recognition and respect our guild receives. Each of us has a part in continuing the NBQA legacy of creativity, craftsmanship, and the preservation of a long tradition. Some of us are beginning quilters hoping to be inspired and grow in our skill, and others of us are nationally recognized award winners. Some of us serve as officers or committee members; others support the guild through attendance at workshops, quilt-a-thons, and NEQM fundraising events. Thank you all for your contributions.

May is election month. Officers and Committee Members will be re-elected or newly elected. The Nominating Committee will be working to find members to serve in positions being vacated this year. There will be some terrific opportunities to meet new people and make a difference. Please consider serving in a position or on a committee. You don't have to do it alone. Most of the committees are co-lead and/or have several people to do the work.

At the May meeting, we will have our annual New England Quilt Museum fundraiser. Support of the NEQM is part of our core mission. This year Ginny and Sue are organizing a silent auction of handmade items. I can't wait to do a little early holiday shopping!

Lastly at the May meeting, there will be a membership vote on a proposed bylaws change involving additions to and subtractions from the Executive Board. The details are in this newsletter and posted on the website.

What do you plan to do on your summer vacation? NBQA Summer Challenge? Make a quilt for the April 2012 show? Participate in the Quilt Show Fabric Challenge? Learn a new technique to show us in September? Be inspired! Go forth and quilt!

Melanie Johnston

Next Meeting:

May 19, 2011

7:00 PM

East Greenwich United
Methodist Church

Please Bring:

- Show & Tell Items
- Block of the Month
- Fat Quarter of the Month
- Money/checkbook for workshops/ auction items
- Membership dues
- Auction items
- DVDs to return
- Wear your nametag!



Pat Ferguson
Ashford, CT 860-429-6999

www.patfergusonquilts.com

award winning & published quilter

SHOP ONLINE

- *Long-arm Quilting Services
- *Quilt Care & Storage Products
- *Printing on Fabric Supplies
- "BROADS" 108" wide Quilt Backings
- ♥Notions ♥Gift Items
- ♥Patterns ♥Quilt Rescue
- *Classes & Guild Workshops
- Certified Zentangle Teacher**

Narragansett Bay Quilter's Association
GENERAL MEETING
April 20, 2011

President: Melanie Johnston called the meeting to order at 7:02 PM. She invited members to take instructions for constructing school tote bags for the United Methodist Church's outreach program.

Comfort Quilts: Donna Woodworth reported that 5 quilts had been finished for Ronald McDonald House and gave out 8 tops to be quilted.

NEQM: Ginny Perry announced that mothers will receive free admission to the museum on Mother's Day. On May 7 there will be a tea at the museum at 2 PM with a Mary Todd Lincoln impersonator. Admission is \$15 for members and \$20 for all others.

Membership: Renewal forms are on the website and will be in the newsletter, and **must** be returned by the end of May. If not returned in time, your spot will be given to someone on the waiting list.

Special Events: Louise Pankiewicz said there were still plenty of openings for the bus trip to the Rising Star Quilters Show in Somers NY on April 30. She may add a pickup in Westerly if there is interest. She also reminded members about the Quilt Shop Hop till April 30th.

Quilt Show: Joan Halley displayed the fabric for the fat quarter challenge. Quilts will be due by the February 2012 meeting, and will be displayed in a special exhibit at the show.

Hospitality: Dotty Calvano announced a strawberry social for the May meeting and asked for assistance preparing the berries and biscuits.

Program: Mickey Lawler gave a humorous slide and trunk show of her 40 year quilting career. Her website is skydyes.com. People who took photos of her quilts were cautioned not to use them anywhere, including blogs, websites, email, etc. as she retains all rights to the images of her work.

President: Melanie announced a proposed change to the bylaws regarding composition of the Executive Board. Historian, Librarian, Publicity and Webmaster were going to be categorized as Key Contributors, while Special Events and Comfort quilts would be added to the list of Standing Committees. The change reflects the relative importance of these different roles to the mission of the NBQA. The exact wording will be posted on the website and in this newsletter, and will be voted on at the May meeting. Melanie also announced the new nominating committee for next year's officers and committees: Peggy Lane, Diana Funke and Joan Johnson. Anyone wishing to volunteer for a position should contact them. NBQA has received an inquiry from someone to commission a twin bed quilt. Contact Melanie for more information if interested. There will be no magazine swap in May due to the need for tables for the Silent Auction.

Treasurer: Beginning balance \$17,651.10 in the General Fund, \$8000 for the Quilt Show; General Fund Income \$1,850.00; General Fund Expenses \$6,087.91; General Fund ending balance \$13,413.19. The balance in the Quilt Show account will remain level in non-show years. An ending balance of \$8000 will be maintained in the General Fund to ensure operation of the group's activities. Melanie announced some upcoming capital expenditures for quilt hanging equipment, a speaker system and a projector.

Workshops: Next one is Pat Livingston's Hawaiian Appliqué.

Fat Quarters: 38 were awarded. Next month's fabric is florals. The special spring cleaning fat quarter swap was held during the break.

Block of the Month: Four Twisted Square blocked were won. Next month's block is a Butterfly applique.

The meeting was adjourned at 8:54 PM.

Submitted by Joan Potter, Secretary.

Fat Quarter of the Month

Sharon Bibeault

A member can bring in fat quarters and receive a raffle ticket for each fat quarter. At the end of the meeting, one ticket will be drawn to win the whole basket of fat quarters.

May - florals

Newcomer's Corner

May is our last meeting of the year and that means *Elections* and *Membership Renewal*.

Each year, the NBQA president appoints a Nominating Committee of at least 3 members from the NBQA membership. This committee will, at the May meeting, present a slate of qualified candidates who are willing to serve if elected. The slate includes candidates for the officer positions (President, Vice President, Secretary and Treasurer). Standing committee chairperson positions are also presented. Additional nominations may be made "from the floor." Officers are elected for a term of 1 year and may not serve more than 2 consecutive terms of office. Officers and Committee Chairpersons along with the two previous past Presidents, comprise the NBQA Executive Board which meets monthly. For your review, the slate is included in this newsletter.

Please remember to renew your membership.

Bring the form and check to the May meeting or mail as instructed.

The form is included in this newsletter and is available on the [Website](#).

Blaine's
Sewing Machine Center
Sales and Service Since 1950

BERNINA • District Dealer of the Year 2006
BABYLOCK • Top Ten single location dealer in USA
JANOME • Outstanding dealership Award
ELNA
HAPPY


Come visit RI's best selection of
Sewing Machines and Sergers

463-8824
1280 Oaklawn Avenue
Cranston, RI

Tues.-Fri. 10am-5:30pm
Thurs. 10am-8pm
Sat. 10am-5pm
www.blainesewing.net



Bob's Featherweights
Sales, Service & Parts
Singer Featherweights & 301



Bob Harrison
59 Reuben Brown Lane
Exeter, RI 02822
(401) 269-9122
HFranklin32@verizon.net

Quilt for Japan

THANK YOU to those generous members who donated quilts for the Quilt for Japan campaign organized by "Quilters' Newsletter". NBQA sent three boxes filled with 17 quilts ranging from full bed size (three) to baby crib size. It was a very nice mix of quilts! Thank you! Thank you! Thank you!

Joan Taylor

 **Cotton Theory**
QUILTING

Gail A. Macera
Certified Cotton Theory Instructor
Public and Private Lessons
86 Pheasant Drive
Cranston, RI 02920-1223

Phone: (401)451-0061
gmquilting@cox.net
<http://www.gmquilting.com>

May Workshop!

Thursday, May 19th – Pat Livingston – Needle Turned Hawaiian Applique -\$35

[See the NBQA website for the supply list for this class.](#)

To sign up, call or email:
Janice Cullinane or Ann Anderson

Comfort Quilts**Joan Taylor & Donna Woodworth**

Thanks to all of you who participated in the spring Quilt-a-thon. It was a very enjoyable day of sewing, camaraderie and fun with fabric. We made 8 tops and bindings plus three projects were taken home to be finished.


I know Ronald MacDonald House will be very thankful to get the new quilts once we get them finished.

I would also like to take this time to thank ALL of you who have helped and supported Comfort Quilts during my tenure. It has been a very rewarding experience for me and I have gotten to know more members of NBQA which has been a wonderful bonus.

I trust all of you will continue to support Comfort Quilts with Donna Woodworth at the helm. With your help and enthusiasm, she will have a successful chairmanship also.

Thank you! Thank you! Thank you!

Joan Taylor



**THE
QUILT
AND
CABBAGE**

Quilting Cottons • Batiks
Homespun • Flannels
Woolen Fabric & Yarn
Stencils • Books • Patterns
Custom Quilts
Gift & Specialty Items

538 Main Street • P.O. Box 534 • Sturbridge, MA 01566
(508) 347-3023

Monday, Wednesday thru Saturday 9:30 – 4:30
Sunday 11:00 – 4:00 Closed Tuesday

Est. 1991

Sue's Creations**Susan Ellis**

Longarm Machine Quilter



1291 Middle Rd.
East Greenwich, R.I. 02818
Phone:(401) 884-6459

Email: Sellis1291@verizon.net

Summer Quilt Challenge: Seed Packets

The theme for this year's summer challenge is "seed packets". Create your own seed packet quilt project! Designs can be based on traditional seed packets like pansies or carrots, or choose something non-traditional like family photo "seeds" that when planted grow into a family tree. Use your imagination and let your creativity "grow" during the warm weather months when inspiration is all around. Challenge quilts should be no larger than 24 inches x 24 inches - there is no minimum size. Entries must be brought to the September meeting where members will vote for their favorite. Prizes will be awarded that evening based on the members' votes.

Proposed Changes to the NBQA Bylaws.
Vote to be at the May 2011 General Meeting

ARTICLE VII STANDING COMMITTEES AND DUTIES

Change From: Section 1: The standing committees of the Corporation shall be as follows: Historian; Hospitality; Librarian; Membership; Newsletter; Program; Publicity; Quilt Show; and New England Quilt Museum Representative.

To: Section 1: The standing committees of the Corporation shall be as follows: Comfort Quilts; Hospitality; Membership; New England Quilt Museum Representative; Newsletter; Program; Quilt Show; and Special Events.

Move Sections 2, Historian, Section 4, Librarian, and to Article VIII Section 8, Publicity, to (NEW) Article VIII

Add new section: The Comfort Quilts Chairperson shall coordinate at least one charity quilt making event per year and serve as liaison for charity quilt distribution.

Add new section: The Special Events Chairperson shall plan and coordinate any special trips, shop hops etc.

Renumber all sections sequentially, Section 1 to Section 9.

ADD: ARTICLE VIII KEY CONTRIBUTOR DUTIES

Section 1: Key Contributors perform specific functions for the corporation. Their duties may be intermittent.

Reword From: Section 2: The Historian will compile and maintain the club scrapbook, recording the history of the club through pictures, programs, etc.

To: Section 2: The Historian will record the history of the club through pictures, programs, audio, video media etc.

Section 3: **Reword From:** The Librarian shall maintain the library and purchase books, subscriptions and other media as suggested by the Executive Board and membership, and will supervise circulation and make contents readily available to members at monthly meetings.

To: The Librarian shall serve as the liaison to the NBQA Collection at the Cranston Public Library; may add to that collection as suggested by the Executive Board and membership; may purchase DVDs and other media, making contents readily available to members at monthly meetings.

Section 4: The Publicity chairperson shall prepare and distribute press releases for newsworthy events and shall disseminate quilt related information received from other sources.

Add Section 5: The Webmaster shall be responsible for posting information on the NQBA website and serving as liaison to the website designer and/or technician.

Renumber all following sections.

Classroom..... Pat Bruno

Tips from Pat Bruno: a Follow-up to her February, 2011 workshop.

Free motion decorative quilting can be as much fun as coloring with crayons when we were kids, but it can be very stressful and physically painful if the set-up you use is uncomfortable. There are some adaptations that quilters can make that can help relieve some of the stress of close machine stitch work and the strain it can place on the eyes, shoulders and back after a length of time. For those who attended the February workshop and those who didn't, here are a few of my secrets and the specific products that I have found to work for me. They are not meant as endorsements; they are just what I have settled on through trial and error.

I use **quilt "halos,"** two at a time, by Sharon Schamber. They are one pound rubberized rings that sit on the surface of the quilt. They are not attached to the quilt in any way. Moving the rings easily moves the quilt sandwich beneath the rings, and they can be repositioned quickly and easily as the area you are quilting changes. The weight of two rings on top of each other makes it extremely easy to move even a bed-sized quilt when using a domestic machine to machine quilt. A **Teflon slider** below the quilt sandwich provides an easy glide. For free motion work you want your movement to be as free as possible with no hitches in the movement. This set-up is great. The "halos" are available on Sharon Schamber's web site and on Pat Ferguson's web site (an NBQA member).

I bought a **Craftlite "Ultra Magnifier Light"** NO. CL411 at the Houston show in November at Sharon Schamber's booth. It was the last one she had and I don't know if she has them on her web site or not. It is worth it to check. This is a lighted, approximately 7" diameter, magnifying lens on a long adjustable arm that clamps to your sewing table. It can be adjusted to a comfortable distance between you and your needle allowing you to sit up straight and not hunch over when you are doing tiny machine quilting. It relieves *lots* of the stress in your back and shoulders and, of course, it really helps tired eyes see better. You can also use it for hand work. Try "Googling" a source. (This is how Sharon is able to quilt with 100 wt. silk thread!)

I use **pre-wound bobbins** filled with a sixty-weight polyester thread made by Fil-Tec. The company is out of Cavetown, MD. Each bobbin has a magnetic core which prevents the bobbin from flopping around inside the bobbin case. I buy them by the box (100 per). The bobbins come in two sizes depending on the machine you have. (This from a person who never thought I would use a pre-wound bobbin.) They eliminate any trouble with gnarly winding of 60 wt. thread onto your bobbins, which some people experience (including myself). I thread my bobbin thread through the eye in the neck of the bobbin case to prevent the bobbin thread from flopping down into the case.

My **sewing machine is recessed into a cabinet** so that it sits flush with the surface of the table. *I think this is crucial.* If you don't have a cabinet, buy an old table and have someone cut a hole to fit your machine and build a shelf so that your machine will sit flush with the table top. I have a **card table** directly behind my cabinet so that the quilt has a surface to rest on as it passes through the machine. I place an **ironing board** at my right elbow drawn up to my cabinet and at the same height as the surface of my cabinet so that I have another surface to rest the quilt on. My goal is to have all parts of the quilt sandwich supported on a surface. No part can hang over an edge as this drags the whole sandwich down and makes it hard (that is, nearly impossible) to move the quilt freely.

When **free motion quilting** even movement and even motor speed will result in even stitches.

Always make sure your machine is running before you move your hands!

To make the **baby piping** I use inside the binding on many of my quilts, I use nylon twine from Staples and a Bernina #23 appliqué foot. I use straight of grain to make piping for a

straight binding application and bias grain for curved applications. I trim my piping to a $\frac{1}{4}$ " seam allowance using an "Add a Quarter" ruler.

I hope these hints fill in some of the specifics to questions I have been asked about products that I use myself. There are loads of other tools and materials available for quilters that are probably every bit as useful as the ones that I have mentioned. All I can tell you is that I have tried just about every combination of cording, gloves, rulers, and special feet...you name it. These things all work for me and have made my life easier. I hope this helps you out. **Happy quilting.**

Mission Moments: Put Your Hands Around the World

Bag project for the East Greenwich United Methodist Church.

Hands-On Mission Project: School Kits for UMCOR

Make the Bag

Use heavy-duty fabric (not lightweight).


1. Cut two pieces of cloth 15 by 19 inches, allowing $\frac{1}{2}$ inch for seams on sides and bottom and a 2 $\frac{1}{2}$ -inch hem at the top. This will give the required finished size of 14 by 16 inches.
2. Place the two 15- by 19-inch pieces of cloth together, right sides together, and sew a $\frac{1}{2}$ -inch seam down one side, across the bottom, and up the other side, leaving the top open.
3. Turn the bag so the seam is inside the bag.
4. Turn under $\frac{1}{2}$ inch of top edge and stitch.
5. Turn under 2 inches at the top to form a hem and stitch.

Make the Handles

1. For the handles, cut two 4- by 23-inch strips.
2. Fold in half the length of one of the 4-inch by 23-inch strips with right sides together. Stitch with a $\frac{1}{2}$ -inch seam allowance, and turn the seam to the inside.
3. Repeat with the second strip of cloth.
4. Place one handle at the top of the bag, turning under the $\frac{1}{2}$ -inch raw edge of the material and securing by stitching. Repeat with the other strip of cloth, making the handle on the opposite side of the bag.

Optional Closure

Closures are optional and can be done with buttons, snaps, or hook and loop fasteners. When using hook and loop fasteners, stitch small pieces of the fasteners near the top center inside of the bag. Stitch loops on one side and hooks on the other.

YOUR FULL SERVICE EMBROIDERY COMPANY	
	EMBROIDERY SEWING CO.
	DENISE C. GREENLUND PRESIDENT/OWNER
401-397-3582 401-480-6567 - cell 401-397-0777 - fax embsew@aol.com	74 CLUB HOUSE RD WEST GREENWICH, RI 02817

	LITTLE REST QUILTING <i>for your machine quilting needs</i>
APRIL GILROY Wakefield, RI (401) 783-7742	

New England Quilt Museum

Virginia Perry

The current exhibit is "**One Foot Square**"

Admission to the museum is free on Mother's Day for mothers.

On May 7th there will be a "Mother's Day Tea with Mary Todd Lincoln" at 2pm. The cost is \$15 for members and \$20 for nonmembers.

THE SILENT AUCTION

Thank you to all who have already donated items for the auction. You have been very generous donating very nice things. If you haven't been able to donate anything yet, and would like to, we'll still take items on the day of the auction. If you have any questions about what to donate, you can contact me. Please come early the night of the meeting so that you will have time to look everything over and register to bid on your choices. Bidding will continue until after the break, at which time we will announce the winning bids.

I know this is a new way of holding our auction for the museum, but I think it will be fun. Use this time to buy presents for family and friends for birthdays, anniversaries and even Christmas. I know a lot of you start shopping early for the holidays.

Holding the auction in conjunction with the strawberry social insures a great evening of shopping, food and friends!

We have always been very successful in helping the museum, thanks to your support of this worthy cause. They greatly appreciate our efforts. Let's continue in our support.

Ocean Waves Quilting Company



All Pantographs are 2 cents per square inch!

Quick Turnaround

Pat Harrison

59 Reuben Brown Lane, Exeter,
RI 401.667.0214

oceanwavesqc@verizon.net

Completed Kreative Journey
PROFESSIONAL MACHINE QUILTING

Cynthia Kovolyan Janetakos

401.556.7000 or 401.246.2225

e-mail: ckovjan@aol.com

11 Old River Road, Barrington, RI, 02806

Laurendas Quilting Service

Sharon Mayers

Longarm Machine Quilter
quilting@laurendas.com

(401)385-9164

www.laurendas.com

Harkney Hill Road
Western Coventry, RI

QUILTS AND MORE

105 FRANKLIN ST.
WESTERLY, RI 02891

(401) 637-4199

Fabric, Books, Notions, Patterns, Classes, Bernina Machines

www.riquiltshop.com

Mon, Wed, Fri 9:00-5:00, Thurs 9:00-8:00, Sat 9:00-4:00,
Sun 10:00-4:00

Betty Combs, Owner

Lois Johnsen, Sales Manager

Block of the Month News



**May Block
Butterfly**

This is a freezer paper applique block
Please use a light colored fabric for the background
If you did not receive a BOM pattern booklet or CD, please get
directions from the [NBQA Website](http://www.nbqa.com).

*The
Sewing Room*



Leslie Dacier
Owner

PFAFF Sewing Machines
Classes • Patterns & Notions

Oak Harbour Village
567 So. County Trail #207
Exeter, RI 02822
(401) 295-0083
leslie@thesewingroomri.com

Store Hours: Tu,W, F 10-5,
Th 10-8, Sa 10-4, closed Su & M

Classifieds

If you have a “Classified” you would like to run in the next
newsletter, e-mail it to Diana Funke. Each member is allowed one
free ad per year.



*Quilting fabrics and supplies
Books, patterns & notions*

Hours: Tues-Sat 10:00-5:00

*344 Main St.
Wakefield, RI 02879
(401) 789-5985*

folkartquilts@cox.net

*Owners
Evie Chermis & Mary Loftes*

From the Hospitality Committee

A huge thank you goes out to all of our members
who brought refreshments throughout the year.
Your contributions to our refreshment table were
delicious and creative. Keep those wonderful
dishes coming in the year to follow.

As a special “thank you”, the Guild will be treating
everyone to a **Strawberry Social** at the May
meeting.

Dotty Calvano



**NO MAGAZINE
SWAP FOR MAY!!!**

2011 NBQA Proposed Slate of Officers and Committee Chairs

PRESIDENT	Melanie Johnston
VICE PRESIDENT	Billie Bunnewith
SECRETARY	Joan Potter
TREASURER	Cheryl Martin
BLOCK OF MONTH	Christine Bonin
COMFORT QUILTS	Donna Woodworth
DOOR PRIZES	Kassie Randall and Denise Greenlund
HOSPITALITY	OPEN
SPECIAL EVENTS	Louise Pankiewicz
HISTORIAN	Mary Ann Laprise and Karen Stanley
LIBRARIAN	Pat Cole
MEMBERSHIP	Susan Ellis and Karen Crosby
NEQM	Ginny Perry & Sue Stedman
NEWSLETTER	Diana Funke & Linda Gardner
PROGRAM	OPEN
QUILT SHOW	Joan Taylor
PUBLICITY	OPEN

BECOME ACTIVE IN YOUR QUILT GUILD!

It is a great way to meet new people and form lasting friendships!

Submitted by the Nominating Committee: Christine Bonin, Diana Funke, Joan Johnson, and Peggy Ann Lane

Special Events

Louise Pankiewicz

Thank you to all for supporting this year's NBQA Special Events. In November we traveled to New Hampshire for "A Quilter's Gathering". In April we traveled to Somers, New York for the Northern Star Quilter's 32nd show, "World of Quilts". Finally, we shopped our way around Rhode Island and Massachusetts during the month of April, as we participated in this year's NBQA Shop Hop. We hope everyone had a great time participating in the various events this year.

Next year, with our Quilt Show scheduled in the spring of 2012, we will probably only have a bus trip in the fall. Our Quilt Show offers many wonderful vendors for a quilt show "shop hop" that will keep all of us busy that weekend.

If you have any suggestions for new trips and activities for Special Events, please let me know. We are always looking for new ideas and new ways to enjoy the world of quilting.

Members In the News

Pat Harrison has a block in "Quiltmaker's 100 Blocks from Today's Top Designers" This book will be available for purchase in May. Mark your calendars to participate in Pat's "Blog Tour" May 2-6. Log on to the Quiltmaker website to join in. You will have a chance to win a free book!

Pat Ferguson has just published the "Zen Quilting Workbook." This book is available now on Pat's website.

Congratulations to these two members!!

NBQA MEMBERSHIP RENEWAL
2011-2012

It's that time of year again – time to renew your membership. **REMEMBER:** Our membership number is limited, so renew now! Renewals accepted in May.

Bring this entire form to a meeting with a check or cash, or mail it with your check (made payable to NBQA) to:

Narragansett Bay Quilters Association*
ATTENTION: Membership
P.O. Box 614, East Greenwich, RI 02818

* If you are mailing this form and wish to receive your membership card before the September meeting, please enclose a STAMPED, SELF-ADDRESSED ENVELOPE.

- I wish to enroll as a Full Member (\$30.00 check enclosed)
 I wish to enroll as an Associate Member (\$15.00 check enclosed)

I would like to receive a Membership book? Yes No

I would like my membership booklet mailed to me
(additional \$1.00 enclosed to mail) Yes No

IT IS IMPERATIVE THAT WE HAVE YOUR RENEWAL PRIOR TO JUNE 1st!
After June 1st, the membership will be open to people on the waiting list.

❧ ❧ ❧ ❧ ❧ DO NOT CUT THIS FORM!! PLEASE PRINT CLEARLY ❧ ❧ ❧ ❧ ❧

PRINT

Name: _____

Mailing Address:

Street: _____

City: _____

State: _____ Zip: _____

Phone: _____ E-Mail: _____

In case of emergency, please contact the following person:

Name: _____

Relationship to you: _____ Phone: _____

Are you interested in working on a committee? Please check you choice(s) so that the appropriate committee chairperson can contact you.

- | | | |
|--------------------------------------|---|--------------------------------------|
| <input type="checkbox"/> Hospitality | <input type="checkbox"/> Membership | <input type="checkbox"/> Publicity |
| <input type="checkbox"/> Door Prizes | <input type="checkbox"/> Newsletter | <input type="checkbox"/> Library |
| <input type="checkbox"/> Museum | <input type="checkbox"/> Block of the Month | <input type="checkbox"/> Other _____ |

Suggestions for speaker or programs: _____


***If you are unable to attend our meetings, we encourage you to become an Associate Member. **Associate Membership is \$15.00.** You will receive newsletters, a membership booklet if desired (\$1.00 postage and handling fee required), attend occasional meetings when guest spots are open (there are 5 per meeting), and have your name on a waiting list for bus trips and workshops.

Check # _____ Amount Received _____ Membership Card Mailed _____

Booklet Mailed ____ (additional \$1.00 charge for Associate Members or Members who want it mailed)



**Narragansett Bay
Quilters' Association**
PO Box 614
East Greenwich, RI 02818
<http://www.nbquilts.org/>



New England Quilt Museum

18 Shattuck St.
Lowell, MA 01852
978-452-4207
www.nequiltmuseum.org



Lowell is located 28 miles north of Boston off Interstate 93 and 495 and Route 3. Take the Lowell Connector from either Interstate 495 (Exit 35C) or Route 3 (Exit 30N Northbound or 30A Southbound) to Thorndike Street (exit 5B). Go the 6th light and turn right onto Market Street.

Park at street meters, the Leo A. Roy Market Street Garage, or on weekends ONLY, the lot behind the museum on Middle Street.

To drive up to the door, go into the next light into Palmer Street. Go to the next light and turn left onto Merrimack Street. Go to the next corner and turn left onto Shattuck.

2011 Exhibition Schedule

April 14th to July 10th

**One Foot Square, Quilted and Bound
Block-by-Block Quilts from 1837 to the Present**

A very special exhibit of antique and modern quilts constructed with an unusual technique, including several Civil War pieces made for wounded soldiers.

July 14 - October 16

MAINE'S QUILT HERITAGE

Antique quilts from the
Maine Quilt Documentation Project.

Museum hours are 10 am - 4 pm
Tuesday-Saturday year around;
in addition May through December,
Sundays 12 pm - 4 pm.