

March/April 2010

The NIMBLE THIMBLE

<http://www.nbquilts.org/>



President's Message

Have you ever considered where your own personal inspiration comes from? The great thing about quilters is that their inspiration can come from almost anywhere. I recently returned from my annual trip to Key West, Florida. My husband and I are lucky enough to have friends who rent there for three months hoping to avoid the worst of our winter weather. They are generous enough to invite us down each season. I carry my camera with me (it's a digital one that is small enough to travel right in my purse or fanny pack). After spending enough time in the keys I am no longer mesmerized by the obvious tourist sites. I find that my pictures take on a wholly new perspective. Now my photos are snapshots of things that I would like to use as inspiration for quilting projects. I transfer these images to my computer's hard drive, safely putting them away in an "ideas" folder. (Since I often cannot find this particular folder, I also use the old-fashioned method of printing them out on my own printer and storing them in an old-fashioned file folder in my quilt studio.)

I sometimes think of myself as a schizophrenic quilter. I love traditional quilts as much as I enjoy pictorial wall-hangings. Key West is home to some of the most amazing tropical plants I've seen. Each one seems to be a slightly different color green and many have remarkable leaf patterns. I always come home with close-ups of plants and flowers that will (someday, maybe, I hope) find their way into a fabric project. I love the tropical birds that seem to meander around at will, along with the ever-present noisy roosters that crow *all night long*. I guess they've never read those children's stories that say that roosters only crow at dawn. Our friend swears that they are actually crowing out "Frank Sinatra." Give me a nice quiet pelican or great egret.

My photos this time included several photos of pictures done by local artists that I was graciously given permission to photograph by their owners. I can't draw, but I certainly can trace like crazy and often use elements from several different sources.

Tucked away among the other ideas were two inspirations for traditionally pieced tops. The first came from a ceramic tile wall. The only colors used were blue and white. In that one wall there were tiles whose patterns could be used for body blocks, border blocks, and sashings. What a jackpot. Now, of course, I need to find the perfect blue and white fabric. This is a challenge I will happily complete. (What a great excuse to buy more fabric.) The second traditional inspiration came from a wrought iron gate which opened into the garden of the southernmost hotel in the continental United States. The house itself is quite pretty. It looks like a multi-colored Victorian. This trip it wasn't the house that caught my eye but the fences.

I'm certain that our forebears were also inspired by their surroundings. Can you imagine a pioneer woman stitching a "Road to California" while traveling by wagon across the U.S? What inspired the first "Log Cabin" or "Virginia Reel?" Try looking at things from a quilter's perspective. You never know when the next great inspiration will occur. Happy quilting!

Pat Bruno

Next Meeting:

March 18, 2010

7:00 PM

East Greenwich United
Methodist Church

Please Bring:

- Comfort Quilts if you took one to finish
- Name Tag
- Show & Tell Items
- Block of the Month
- Money/checkbook for workshops
- Items for the Quilt Show basket raffle
- Small quilts for auction



Pat Ferguson

Ashford, CT 860-429-6999

www.patfergusonquilts.com

award winning & published quilter

SHOP ONLINE

- ♥Notions
- ♥Patterns
- ♥Quilt Care & Storage Products
- ♥Printing on Fabric Supplies
- ♥Classes & Guild Workshops
- ♥ "BROADS" 108" wide quilt backings
- ♥Gift Items
- ♥Quilt Rescue

**Narragansett Bay Quilter's Association
GENERAL MEETING , February 18, 2010**

The evening started with a presentation by Shannyn Vicentie of the Rhode Island visitation center that works to reunite parents with their children that have been separated from them due to problems such as alcohol or substance abuse. The parents are counseled and rehabilitated and when they pass the program are reunited with their children. The NBQA comfort quilts will be given as a reward to the parents and the children when they fulfill the requirements for reunification. Joan Taylor presented Shannyn with 7 comfort quilts to take with her tonight with plans to present more at the May general meeting.

Since the speaker originally scheduled for tonight's meeting was unable to attend, several members from various Quilt Show subcommittees reported on the progress of the Quilt Show. Joan Johnson, Barbara Stetson and Diana Funke spoke on publicity. Louise Pankiewicz presented an update on vendors and asked if anyone knew of any additional vendors that might be interested in vending to let her know. Carolyn Lunt reported that she was accepting registrations at a table in the lobby. Ginny Perry reminded members to make some small quilts for the auction and added that other quilted products like pocket books, tree skirts or wearables would be accepted. Joan Taylor reported that the volunteer signup sheets were in the lobby and members could sign up during the break.

Break:

Show and Tell:

President- Pat Bruno: Absent.

Vice President – Melanie Johnston: Melanie called the business meeting to order at 8:10 PM. She reported the raffle quilt was on its way to Ryco for display and ticket sales. Melanie is collecting raffle ticket money and has more tickets for members if they need them. She reported that the Quilt Show Poster is on the website and can be downloaded and printed for distribution. She also reported that Pat Harrison has designed the raffle quilt for the 2012 Quilt Show and a picture of it is on the front table for members who would like to see it.

Secretary – Sharon Mayers: No Report. It was motioned, seconded and voted to accept the minutes from the Jan meeting.

Treasurer – Margaret White: Beginning balance \$20'083.91 Expenses 1,203.28 Income 446.00 Ending Balance \$ 19,326.63. Quilt Show funds Beginning balance \$ 8,772.77 Income 160.00 Ending Balance \$ 8,932.77

It was voted to accept the treasurer's report..

Historian – Maria Knight: Absent. Nancy Messier is filling in by taking pictures of tonight's meeting.

Hospitality – Dotty Calvano: Dotty thanked the members for all the food brought in and reminded members to sign up for the March meeting.

Librarian –Pat Cole: Absent. Melanie reported that Pat C has DVD's for members to borrow and was in the process of taking the books that the Cranston library was unable to use and ready them for members to borrow at the general meetings.

Membership—Gail Macera: One new associate member has joined.

New England Quilt Museum – Ginny Perry: No Report

Newsletter-Melanie Johnston, Patricia Ferguson, Debbie Hobgood and Diana Funke: Melanie asked for items for the March-April newsletter be submitted to her by Mar 1st. She is enclosing a survey about the workshops to see what members would like. Melanie asked if any members had blogs that they thought would be of interest to quilters to e-mail her with the information and she would put it in the newsletter.

Programs – Linda Dooley and Pat Summer: Pat S reported that the March and May workshops still have a few openings. Publicity – Joan Johnson: Joan J reported during the Quilt show Part of the meeting on all the areas that she has sent out e-mails advertising the show and asked if anyone knew of any free publications throughout the state to advertise in to please let her know the contact information.

Block of the Month – Sharon Bibeault, Karen Crosby and Barbara Stetson: Sharon B showed the March BOM. Sue Burns won the Feb BOM blocks.

Door Prizes – Lucinda Cory, Pat Coughlin and Dotty Calvano: 11 door prizes were given out.

Special Events – Rochelle Waterson and Louise Pankiewicz: No report.

Old Business: None.

New Business: Jerry Murphy announced she is going to England in July and would be visiting with Pat and Albert Oakley and would be willing to take things to them if any members had any such items.

Meeting adjourned 8:40PM
Respectfully submitted,
Sharon Mayers , secretary

Newcomer's Corner

It's a Quilt Show year! Many of you may have joined because you were inspired when you attended an NBQA Quilt Show. Now it's your turn to impress others.

Help make our show a great success and have lots of fun along the way by volunteering to help with the show. There are jobs to be done starting Thursday, April 22 right through Sunday, April 25 til the last quilt has been taken down and returned to its owner.

Sign up for a job at the March meeting. Looking forward to seeing you there!



Blaine's
Sewing Machine Center
Sales and Service Since 1950

BERNINA • District Dealer of the Year 2006
BABYLOCK • Top Ten single location dealer in USA
JANOME • Outstanding dealership Award
ELNA
HAPPY


Come visit RI's best selection of Sewing Machines and Sergers

463-8824
1280 Oaklawn Avenue
Cranston, RI

Tues.-Fri. 10am-5:30pm
Thurs. 10am-8pm
Sat. 10am-5pm
www.blainesewing.net



Bob's Featherweights
Sales, Service & Parts
Singer Featherweights & 301



Bob Harrison
59 Reuben Brown Lane
Exeter, RI 02822
(401) 269-9122
HFranklin32@verizon.net

2010 Quilt Show Evaluation Form

Below is a facsimile of the form our 2010 Quilt Show judge will use to judge and provide feedback on those quilts submitted for judging. The form illustrates how points are awarded across the quilt elements and the points needed to earn a ribbon.

Remember that each quilt is judged on its own merit and not in comparison with others.

<p>NBQA Evaluation Form</p> <p>Judge: Marilyn Hardy, NQACJ 2010</p>	<p>Quilt # _____</p> <p><u>Judge's Comments</u></p>																																				
<table style="width: 100%; border-collapse: collapse;"> <tr> <td style="width: 30%;">OVERALL IMPACT:</td> <td style="width: 30%;">10 POINTS MAXIMUM</td> <td style="width: 40%;"></td> </tr> <tr> <td>• Overall impact</td> <td>(max 10 points)</td> <td>_____</td> </tr> <tr> <td>DESIGN</td> <td>40 POINTS MAXIMUM</td> <td></td> </tr> <tr> <td>• Pattern and design</td> <td>(max 20 points)</td> <td>_____</td> </tr> <tr> <td>• Effectiveness of color in overall design</td> <td></td> <td></td> </tr> <tr> <td>• Suitability of quilting design</td> <td>(max 5 points)</td> <td>_____</td> </tr> <tr> <td>• Border design</td> <td>(max 5 points)</td> <td>_____</td> </tr> <tr> <td>WORKMANSHIP</td> <td>50 POINTS MAXIMUM</td> <td></td> </tr> <tr> <td>• Precision of work</td> <td>(max 30 points)</td> <td>_____</td> </tr> <tr> <td>• Quality of quilting</td> <td>(max 10 points)</td> <td>_____</td> </tr> <tr> <td>• Binding/edge finish</td> <td>(max 10 points)</td> <td>_____</td> </tr> <tr> <td></td> <td>TOTAL</td> <td>_____</td> </tr> </table>	OVERALL IMPACT:	10 POINTS MAXIMUM		• Overall impact	(max 10 points)	_____	DESIGN	40 POINTS MAXIMUM		• Pattern and design	(max 20 points)	_____	• Effectiveness of color in overall design			• Suitability of quilting design	(max 5 points)	_____	• Border design	(max 5 points)	_____	WORKMANSHIP	50 POINTS MAXIMUM		• Precision of work	(max 30 points)	_____	• Quality of quilting	(max 10 points)	_____	• Binding/edge finish	(max 10 points)	_____		TOTAL	_____	<p>Ribbon _____</p>
OVERALL IMPACT:	10 POINTS MAXIMUM																																				
• Overall impact	(max 10 points)	_____																																			
DESIGN	40 POINTS MAXIMUM																																				
• Pattern and design	(max 20 points)	_____																																			
• Effectiveness of color in overall design																																					
• Suitability of quilting design	(max 5 points)	_____																																			
• Border design	(max 5 points)	_____																																			
WORKMANSHIP	50 POINTS MAXIMUM																																				
• Precision of work	(max 30 points)	_____																																			
• Quality of quilting	(max 10 points)	_____																																			
• Binding/edge finish	(max 10 points)	_____																																			
	TOTAL	_____																																			
<p>Purple 98-100% Red 90-93% Ribbon is based on % Blue 94-97% Yellow 85-89% of possible points Note: When an item does not apply, these points are eliminated</p>	<p>Judge's Signature</p>																																				



Meet our 2010 Quilt Show Judge
Marilyn Hardy
National Quilting Association Certified Judge

Born in Southern California, Marilyn got to Texas as fast as she could—her family moved to Houston when she was nine. There are those in Texas who do not think she has an accent because of those early years in California. However, when she ventures beyond the borders of the State of Texas, she is recognized as a Texan when she speaks.

She graduated from Baylor University with a B.A. in English. She also married the fine guy who was her college sweetheart. In June of 2009 they celebrated their 40th anniversary. Later on, Marilyn returned to school and earned her M.A. in English. She has taught English in all junior high and high school grades. In addition, she has taught business communication on the college level.

While spoiling her husband and rearing two great kids, Marilyn did lots of volunteer work in the community and in her church. She was active in many organizations and held leadership positions in most of them.

Having done all sorts of needlework and crafts since she was young, in 1980 Marilyn answered a newspaper ad to take quilting lessons in someone's home. Eureka! She had found her passion. And she had found a whole new set of friends who also loved quilting.

From this small group taking quilting lessons grew the Quilters Guild of East Texas. In addition to being a Charter Member, through the years Marilyn has served in just about every capacity in her Guild and was honored with a Life Membership for her service.

For several years she served as Judging Chairman for the annual Azalea Quilt Show in March in Tyler. Through that involvement, she came in contact with many judges and discovered that she would like to be a quilt show judge also.

As she began judging small shows in East Texas, she enrolled in the National Quilting Association's Certified Judging program. She fulfilled that organization's stringent requirements and became an N.Q.A. Certified Judge in 2008. She is always delighted to be asked to judge a quilt show.

Marilyn adds, "I love the company of quilts and quilters. My hope is that the comments I make as a judge will be insightful, helpful, and encouraging to the person who dedicated herself to starting and finishing a quilt."

In an effort to be well-rounded, Marilyn also loves to read, to play the piano, and to flyfish. Since quilting, reading, playing the piano, and standing in waders don't require much aerobic activity, she is, after all, well-rounded.

Spring Workshops!

Thursday, March 18 - Mickey Depre - Colorrific Quilts \$50.00

Fabric embellishment with Shiva oil paintstiks. Rubbing Techniques will be covered. Mickey will bring in over one hundred rubbing templates, and a variety of other creative items for "Play" with the Paintstiks...also she provides between 75-100 paintstiks for class use. Fabrics provided in kits are A+ quality and will support the creative nature of this workshop. website: mdquilts.com.

Saturday, May 15 – Gail Macera – Cotton Theory™ \$35.00

[See the NBOA website for the supply lists for these classes.](#)


To Sign up, call or email Lynda Dooley or Pat Sumner



Gail A. Macera
Certified Cotton Theory Instructor
 Public and Private Lessons
 86 Pheasant Drive
 Cranston, RI 02920-1223

Phone: (401)451-0061
gmquilting@cox.net
<http://www.gmquilting.com>

YOUR FULL SERVICE EMBROIDERY COMPANY



EMBROIDERY SEWING CO.

DENISE C. GREENLUND


PRESIDENT/OWNER

401-397-3582
 401-480-6567 – cell
 401-397-0777 - fax
embsew@aol.com

74 CLUB HOUSE RD
WEST GREENWICH, RI 02817

We're All Ears

We want to hear your feedback and suggestions about workshops. Would you like to see more local people? More national teachers? More art quilts? Pieced projects? Appliqué? Please let us know. Call, write or email: **Lynda Dooley** or **Pat Sumner**



LITTLE REST QUILTING
for your machine quilting needs

APRIL GILROY
 Wakefield, RI
 (401) 783-7742

Sew What

Longarm Quilting Services
 Custom Edge to Edge
 Wholecloth Basting Binding
 Beth Blink

73 Purgatory Road
 Exeter, RI 02822
 401-294-4644 or 401-451-3147
beffie_1@verizon.net



**THE
QUILT
AND
CABBAGE**




Quilting Cottons • Batiks
Homespun • Flannels
Woolen Fabric & Yarn
Stencils • Books • Patterns
Custon Quilts
Gift & Specialty Items

538 Main Street • P.O. Box 534 • Sturbridge, MA 01566
(508) 347-3023
Monday, Wednesday thru Saturday 9:30 – 4:30
Sunday 11:00 – 4:00 Closed Tuesday
Est. 1991

Sue's Creations

Susan Ellis
Longarm Machine Quilter



1291 Middle Rd.
East Greenwich, R.I. 02818
Phone: (401) 884-6459
Email: Sellis1291@verizon.net

New England Quilt Museum *Virginia Perry*

Hi everyone! I know you are all working hard to finish your quilts for the quilt show but please don't forget to make an item for the miniature quilt auction. We might have to change that name because we have decided to add a number of different items to be auctioned. Times are changing. This time in addition to small quilts we will accept pocketbooks, tote bags, wool appliqué, and vests. If you have any questions about what will be accepted please contact me.

I'm counting on you all to help. You have all been very generous in the past. It has been greatly appreciated.

Thank you!
Ginny

Narragansett Bay Quilters' Association
Presents
**FABRICATIONS
Quilt Show**

APRIL 24 AND 25, 2010
Saturday 10 - 5
Sunday 10 - 4

North Kingstown, RI
North Kingstown High School
150 Fairway Drive

<p>Over 300 Quilts Vendors Special Exhibits Quilting Demonstrations Basket Raffle Quilt Raffle Children's Activities Food Service For information and directions: nbquilts.org</p>	<p>Fashion Show Saturday 2 pm Small Quilt Auction Sunday 2 pm</p> <p>Admission: \$5.00 Children under 12 free with paid adult</p>
--	---

Go to <http://www.nbquilts.org> for a copy of the Quilt Show poster. The poster will print in color and is suitable for posting!

QUILTS AND MORE
105 FRANKLIN ST.
WESTERLY, RI 02891
(401) 637-4199

Fabric, Books, Notions, Patterns, Classes, Bernina Machines
www.riquilts.com

Mon, Wed, Fri 9:00-5:00, Thurs 9:00-8:00, Sat 9:00-4:00,
Sun 10:00-4:00

Betty Combs, Owner Lois Johnsen, Sales Manager



Ocean Waves Quilting Company
SALE

All Pantograph Quilting throughout 2010
just .018 cents per square inch!
(10% off the regular price
of 2 cents per square inch)

Quick Turnaround

Pat Harrison 401.667.0214
oceanwavesqc@verizon.net

Block of the Month News



March Block Lady of the Lake

There are many versions of the "Lady of the Lake" block. Sharon selected this as her favorite. It is from [5500 Quilt Block Designs](#) by Maggie Malone. Let's use batik fabrics on this one please!

If you did not receive a BOM pattern booklet, please get directions from the [NBQA Website](#).

The Sewing Room



Leslie Dacier
Owner

PFAFF Sewing Machines
Classes • Patterns & Notions

Oak Harbour Village
567 So. County Trail #207
Exeter, RI 02822
(401) 295-0083
leslie@thesewingroomri.com

Store Hours: Tu,W, F 10-5,
Th 10-8, Sa 10-4, closed Su & M



Quilting fabrics and supplies
Books, patterns & notions

Hours: Tues-Sat 10:00-5:00

344 Main St.
Wakefield, RI 02879
(401) 789-5985

folkartquilts@cox.net

Owners
Evie Chevms & Mary Loftes

MUG MATS

Thank you all for making mug mats. We have had a great response this year and it is greatly appreciated. **Please don't stop!** We are hoping for a big turn out this year at the show and the need is greater. Please make more.

Thank you,
Ginny Perry

REMINDER

Please be working on those comfort quilts you took home to complete. Finish them up and bring them to the March meeting.

Thank You!!

Gladys Grace wishes to thank everyone who made "Fallen Heroes" blocks. They are very, very much appreciated

A Fun Project from The American Quilt Study Group (AQSG)

Join the Celebration!

The American Quilt Study Group (AQSG), a non-profit organization dedicated to preserving the history of quilts and quilting, is turning 30! We invite you to join the celebration by participating in a nationwide block challenge called "**30s for 30**". For every 30 blocks received, one person's name will be drawn to win those blocks. To learn more about AQSG and our annual Seminar, please visit our website at www.americanquiltstudygroup.org. Happy quilting!

30s for 30 Quilt Block Challenge

- Blocks must be 12-1/2" square (to finish to a 12-inch block) and made of either 1930s reproduction fabrics or vintage 1930s fabrics. Fabrics must be 100% cotton. *Please prewash/preshrink all fabrics.*
- Blocks may be any design and any color combination, in keeping with the 1930s fabrics.
- Send your blocks to the address below, along with a donation of \$3 for the first block, and \$1 for each block thereafter sent at the same time. Block donations from groups are welcome. Any funds collected in excess of those needed to complete the project will be donated to the AQSG Endowment fund.
- The blocks will be photographed and the photos will be posted on the AQSG website, along with the maker's name and state (or country).
- Blocks will be compiled into sets of thirty. At Seminar 2010 in Minneapolis (Oct. 14-17), we will have a drawing for the various sets. For each block that you send, your name will be entered once into the drawing. You do not need to be present to win.
- Deadline for submitting blocks is Oct. 1, 2010.

Send your blocks and payment (checks made payable to AQSG) to: **AQSG '30s for 30** c/o Paula Pahl, 9204 Sugarstone Circle, Highlands Ranch, CO 80130.

Be sure to include your name, address and phone number.

Questions? Contact Paula at the address above or email: paulapahl@g.com; phone: 303-204-2821.

Classifieds

Here you will find:

- Quilting groups/mini groups inviting you to participate or drop by.
- NBQA members who run groups or are teaching classes that you are invited to attend.
- Members seeking a particular group or person with certain skills.
- Ads from NBQA members with fabric or other quilting items for sale
- Each NBQA member is allowed 1 free ad per year. Subsequent ads are \$5.00 each or \$25.00 for the year.

If you have a “Classified” you would like to run in the next newsletter, e-mail it to info@nbquilts.org.

Quilting Group

The *Monday Quilting Group* invites you to join them every Monday from 9:30 AM – noon. Stay a short while or the entire morning. No reservation needed. Bring your own work. We have tables, chairs & outlets for machines. We meet at the Shawmut Baptist Church, 1642 West Shore Road, Warwick, RI. There is plenty of parking in the lot on Armstrong Ave. Come in through the office door and go up the steps. For question contact Fran at 401-732-5116.

IMPORTANT REMINDER

The April meeting is not the usual 3rd Thursday of the month. It is on Thursday, April 22 at North Kingstown High School because everyone will be there setting up for the show!

Laurendas Quilting Service

Sharon Mayers

Longarm Machine Quilter
quilting@laurendas.com


(401)385-9164

www.laurendas.com


Harkney Hill Road
Western Coventry, RI


Completed *Kreative Journey*
PROFESSIONAL MACHINE QUILTING

Cynthia Kovolyan Janetacos
401.556.7000 or 401.246.2225
e-mail: ckovjan@aol.com
11 Old River Road, Barrington, RI 02806



**Narragansett Bay
Quilters' Association**
PO Box 614
East Greenwich, RI 02818
<http://www.nbquilts.org/>



New England Quilt Museum

18 Shattuck St.
Lowell, MA 01852
978-452-4207
www.nequiltmuseum.org



Lowell is located 28 miles north of Boston off Interstate 93 and 495 and Route 3. Take the Lowell Connector from either Interstate 495 (Exit 35C) or Route 3 (Exit 30N Northbound or 30A Southbound) to Thorndike Street (exit 5B). Go the 6th light and turn right onto Market Street.

Park at street meters, the Leo A. Roy Market Street Garage, or on weekends ONLY, the lot behind the museum on Middle Street.

To drive up to the door, go into the next light into Palmer Street. Go to the next light and turn left onto Merrimack Street. Go to the next corner and turn left onto Shattuck.

2010 Exhibition Schedule

March 4, 2010 - May 9, 2010

Kinder Komforts:
Amish Crib Quilts

May 13, 2010 - July 11, 2010

Women's Writes:
Signature Quilts and Their Stories

July 15, 2010 - October 17, 2010

Contemporary Broderie Perse:
An Elegant Revival

Museum hours are 10 am - 4 pm
Tuesday-Saturday year around;
in addition May through December,
Sundays 12 pm - 4 pm.