

The NIMBLE THIMBLE

<http://www.nbquilts.org/>



President's Message

I hope that all of you had wonderful holiday celebrations and wish that you all have a safe, happy year, healthy New Year.

I often feel that January is the start of all things new, especially quilting projects! One of my problems is what comes next? I realize that I get inspiration from any number of sources. Each year I pore over the holiday cards I receive. There always seem to be a half dozen cards that I put aside into my idea drawer with the intention of developing a quilting project from them. I just returned from the Providence Performing Art Center where my husband and I saw "Wicked." (Yes, the show was great and it was a super Christmas gift from my kids). I was studying the beautifully restored interior and saw at least a dozen designs that I could adapt as quilt tops or quilting patterns. I optimistically resolve at the start of each year to complete a number of projects. Each year this resolution seems more and more difficult to achieve. I'll keep trying.

This spring is a very exciting time for NBQA. February is the month for members to turn in entries for our biannual show. Again, I encourage everyone to submit a piece for judging. This process is a great way to improve your skills. You are competing only with yourself and most judges indicate both positive areas, and areas needing improvement. The show itself is a time to spotlight the guild's achievements. What an opportunity to share with other members, projects or techniques you have used. I remember the first quilt show that I attended. It was an NBQA show. What an eye opener for me. At the time I was dabbling in quilting using very traditional patterns. (I thought I had an idea about quilting—NOT.) That first show opened my eyes to a score of possibilities and techniques that I had never even dreamed about. Painting on fabric, collage using various fabrics, beaded embellishments, thread painting, landscapes.... Get the picture? For our newest members this show will be very exciting.

Get out those projects that need finishing. Send in your entry forms. Sell raffle tickets. Volunteer to participate on a nominating committee. (All four elected offices need to be filled since our terms have come to an end.) I encourage all of you to find an area of interest in the guild and to get involved!) Sign up to help out at the show in April. There is such a variety of tasks getting the show up and running that each of us can contribute to its success.

Remember to get ready for January's "pot luck" supper. We can share good friends and good food. This social event is another great way to get to know guild members. Rest up on these snowy days, finish those quilts, and volunteer to work at the show. Happy quilting.

Pat Bruno

Next Meeting:

January 21, 2010

***6:30 PM**

East Greenwich United
Methodist Church

Please Bring:

- Pot Luck Supper item
- Comfort Quilts if you took one to finish
- Canned Good for charity
- Show & Tell Items
- Block of the Month
- Money/checkbook workshops
- Items for the Quilt Show basket raffle

*Please note early start time.



Pat Ferguson

Ashford, CT 860-429-6999

www.patfergusonquilts.com

award winning & published quilter

SHOP ONLINE

- ♥Notions
- ♥Gift Items
- ♥Patterns
- ♥Quilt Rescue
- ♥Quilt Care & Storage Products
- ♥Printing on Fabric Supplies
- ♥Classes & Guild Workshops
- ♥ "BROADS"108"wide quilt backings

**Narragansett Bay Quilter's Association
GENERAL MEETING November 19, 2009**

The evening started with a very informative talk by Wendy Butler Burns on her 3D log cabin ideas in quilting.

Break for refreshments:

Comfort quilts: The quilt tops that were made at the Oct Quilt-a-thon were paraded and given out to members for quilting and binding.

Show and Tell:

President - Pat Bruno: Pat called the business meeting to order at 8:40PM. Pat announced that January's meeting will be the annual pot luck supper and would start at 6:30. She asked members to bring in a canned good for charity and they would be given an extra raffle ticket. There will also be a prize for the best theme decorated table.

Vice President – Melanie Johnston: Melanie announced that the raffle quilt was on display at Quilts & More, then going to Folk Art Quilts for Dec. She is collecting ticket money and giving out more raffle tickets.

Secretary – Sharon Mayers reported that she is sending cards to Irene Dublois and Sherry Laferriere.

Treasurer – Margaret White: Beg. Bal. \$22,196.93; Expenses \$1,392.04; Income \$650.00; Ending Bal. \$ 21,454.89; Quilt Show funds: Beg. Bal. \$7,819.85; Expenses \$179.48; End bal \$7,640.37.

Historian – Maria Knight: Maria reported that she has all the binders of the pictures taken at past meetings and events of NBQA if anyone wants to look at any of these. She also reported that she is looking into getting all these pictures on DVD's.

Hospitality – Dotty Calvano: Dotty announced new committee members of Kathy Commins, Charlotte Santucci, Maryann Tibbetts, Diana Martin and Judy Godwin. She asked for more volunteers to help on the Jan pot luck supper and pointed out that there were cards circulating to sign up for foodstuffs to bring. She reminded members to bring their own place settings. Pat Cole reminded members to label their dishes and utensils with their name.

Librarian- Pat Cole is accepting library books to be returned to the library & starting to buy some videos for the library. If any member has a specific video they would like to see added, please see Pat Cole.

Membership—Gail Macera: Gail reported 130 members and 1 associate in attendance tonight.

New England Quilt Museum – Ginny Perry: Ginny reported that supporting guilds are being asked to participate in Images 2010 by entering a quilt challenge, one quilt per guild whether an individual or a group. More details are in the newsletter and will be available at future meetings. If more than one quilt submitted, a winner will be chosen by committee. The submitted quilts will be hung at the show as a special challenge section and will be used as part of a fundraiser after the show.

Newsletter-Melanie Johnston, Patricia Ferguson, Debbie Hobgood and Diana Funke: Melanie announced that the quilt show entry forms that are in the printed newsletters need to be copied for use so that they are single sided. These forms are used separately when setting up the quilt show so need to be single sided and one form must be filled out for each quilt submitted.

Programs – Linda Dooley and Pat Sumner: Pat Sumner reported that today's workshop went very well. Pat reported that there are still openings for the rest of the workshops for the year. She also asked if anyone has any ideas for workshops in the future to please contact her.

Publicity – Joan Johnson: Absent.

Quilt Show – Joan Taylor, Joan Halley and Sharon Mayers: Joan Halley reported that there are quilt show flyers on the volunteer table in the lobby for members to take and distribute. Dates for the quilt show are April 24th and 25th & quilt registration forms accompanied by a photo are due by the Feb meeting. Joan H also reminded members to work on mug mats and miniquilts and to help with items for the basket raffle.

Block of the Month – Sharon Bibeault, Karen Crosby and Barbara Stetson: Sharon showed a sample of the block of the month for Jan. using homespun fabrics. Lori Brunelle and Dotty Calvano won the drawing for the Nov BOM blocks.

Door Prizes – Lucinda Cory, Pat Coughlin and Dotty Calvano: 12 door prizes given out. Sherry Laferriere had won the weekend trip to New Hampshire for the quilting getaway but was unable to attend tonight's meeting so Kathy Dumais and Rachel Auclair read an accounting of her trip and passed out brochures of the Bed and Breakfast Six Chimneys and a Dream which gave away the weekend.

Special Events – Rochelle Waterson and Louise Pankiewicz: Rochelle reported 27 members went on the bus trip to The Gathering and she is looking for suggestions for future trips. She is looking into a possible trip to Images in Lowell.

Old Business: Pat B announced that she is still looking for a chairperson for the nominating committee. Pat Coughlin reminded members that she needs models for the quilt show fashion show.

New Business: None

Meeting adjourned: 9:15 PM Respectfully submitted, Sharon Mayers, Secretary

Pot Luck Supper

Dottie Calvano

Happy New Year from the Hospitality Committee!

The January 21st Meeting is our annual Pot Luck Supper! This is a fun event and promises to be better than ever in our new location. There are a few changes so please review the list below so you are fully prepared to enjoy the evening.

1. Please be at the meeting location in plenty of time for the 6:30PM Pot Luck Supper start time.
2. Tables are rectangular and seat 8 people.
3. Get together with some NBQA friends and pick a theme for your table. There will be a prize for the table with the best theme.
4. You must supply your own place settings, plates, glasses, decorations, etc.
5. Bring a dish to be shared on the buffet table.
6. Please put your name on any dishes or serving utensils that are not disposable.
7. Ovens, stove top, outlets for crock pots are available.
8. Coffee, tea and water will be supplied.
9. Please bring some canned goods to be donated to charity. You will receive a raffle ticket for each can you bring in. Grand prize is a \$50 Ott-Lite!
10. ****Very Important*** No alcoholic beverages are allowed.**

Looking forward to seeing you there!

Blaine's
Sewing Machine Center
Sales and Service Since 1950

BERNINA • District Dealer of the Year 2006
BABYLOCK • Top Ten single location dealer in USA
JANOME • Outstanding dealership Award
ELNA
HAPPY

Come visit RI's best selection of Sewing Machines and Sergers

463-8824

1280 Oaklawn Avenue
Cranston, RI

Tues.-Fri. 10am-5:30pm
Thurs. 10am-8pm
Sat. 10am-5pm

www.blainesewing.net



Bob's Featherweights
Sales, Service & Parts
Singer Featherweights & 301

Bob Harrison
59 Reuben Brown Lane
Exeter, RI 02822
(401) 269-9122
HFranklin32@verizon.net



Remember!

Please bring canned goods to the January meeting. Canned goods will be donated to a local food bank. You will receive a raffle ticket for each can you bring in. Grand prize is a \$50 Ott-lite.

Classroom- Label Your Quilts!

Pat Ferguson

Any quilt or wall hanging that you make deserves a label. It is important to tell the story of a quilt for future generations.

The label should contain at least:

- your name
- machine quilters name
- date quilt is completed
- state that you live in

Other information to add :

- Person or purpose it is made for
- title of piece
- type of quilt or special techniques used
- a poem or verse
- hours to complete
- # of pieces or fabrics in quilt
- any other pertinent information that would be of historic value

There are many ways to make labels:

- Purchase printed labels at your local quilt store along with a Pigma pen. Simply write on the back of your quilt with Pigma pens (acid free for fabric).
- Use an extra block from the front of your quilt- Press under edges and hand sew to back of quilt. Write in the background or center of the block.
- Write on a light piece of fabric and fuse it to the back. (Recommended for wall hangings only).
- Write on a piece of fabric and appliqué it to the back of the quilt.
- Make a label on your computer- use pre-treated computer fabric sheets or bring it to a copy center that does T-shirt transfers.
- Use your fancy stitches on your sewing machine to embroider a patch or hand embroider one.
- You can convey the feeling of the front of the quilt into the label- for instance if you have appliquéd flowers on the quilt put one on the label also. If you have embroidered snowflakes on the front of the quilt, embroider some on the label also.
- Labels can be cross stitched, embroidered by hand or machine, hand printed with Pigma pens, done on the computer or any other way you can imagine that is permanent!!

Compliments of Pat Ferguson

*Long Arm Quilting Services

*Trunk Shows & Workshops

*Quilt Care & Storage Products

*"BROADS"-108" Wide Quilt Backings

*Printing on Fabrics supplies

www.patfergusonquilts.com

Copyright 2009 patfergusonquilts.com,LLC

Laurendas Quilting Service
Sharon Mayers

Longarm Machine Quilter
quilting@laurendas.com

(401)385-9164
www.laurendas.com

Harkney Hill Road
Western Coventry, RI


Completed Kreative Journey
PROFESSIONAL MACHINE QUILTING

Cynthia Kovolyan Janetacos
401.556.7000 or 401.246.2225
e-mail: ckovjan@aol.com
11 Old River Road, Barrington, RI 02806

2010 Quilt Show Update

Joan Taylor, Sharon Mayers and Joan Halley

Show dates are April 24 and 25. Set up is April 22 and 23

April is fast approaching and hopefully everyone is working on and finishing their quilts and fashions for our April show. I admit I have a quilt still in the "pulling together the design" phase but plan to start cutting the fabric this week! It is a wonderful way to start this new year.

Please send in your registration forms for quilts and fashion show items as soon as possible. The deadline for submitting applications is the general meeting on February 18th! You may mail them in at any time – please use the address on the forms. Check to be sure you have filled everything in completely. Please note the multiple, single sided pages. If you wish additional insurance for your quilts, please note that on the form in the area provided.

Thank you to everyone who has signed up on our volunteer sheets. There are still many jobs to do so please add your name to the sign up sheet at this meeting. We need all of you to make the show a success. If you aren't going to be at the January or February meetings, you can call Joan Taylor and we'll handle it over the phone.

Now that the busy times of the holidays are over, please think about our quilt show. Put the finishing touches (or beginning!!) stitches in your show piece quilt(s), tidy up your workspace to find items for the raffle baskets, make a couple of door favors, make a small quilt to benefit the N.E. Quilt Museum and plan a fabulous jacket, vest or bag for the fashion show.

We are looking forward to a successful Quilt Show but it depends on all of us. We will have volunteer signup at the January pot luck meeting. Hope to see you there! REMEMBER TO TURN IN YOUR APPLICATIONS!!! You don't have to wait until February.

Thank you! Joan Taylor, Sharon Mayers and Joan Halley

Lost & Found

If you lost a Block-of-the-Month pin at the last meeting,
please contact Dotty Calvano.

Winter Workshops!

Saturday, January 16 - Maria Lage - Birds & Blooms \$35.00

This is an appliqué class.

Thursday, February 18 - Vivien Sayer - Quilt Appraisals Appraisals will be scheduled by appointment, Please see program chairpersons at an NBQA meeting.

Thursday February 18 - Barbara Barber - Idiot Proof 8 Pointed Star \$35.00

Thursday, March 18 - Mickey Depre - Colorrific Quilts \$50.00

Fabric embellishment with Shiva oil paintstiks. Rubbing Techniques will be covered. Mickey will bring in over one hundred rubbing templates, and a variety of other creative items for "Play" with the Paintstiks...also she provides between 75-100 paintstiks for class use. Fabrics provided in kits are A+ quality and will support the creative nature of this workshop. website: mdquilts.com.

Saturday, May 15 – Gail Macera – Cotton Theory™ \$35.00

[See the NBQA website for the supply lists for these classes.](#)

**To Sign up, call or email:
Lynda Dooley or Pat Sumner**



LITTLE REST QUILTING

for your machine quilting needs

APRIL GILROY
Wakefield, RI
(401) 783-7742

YOUR FULL SERVICE EMBROIDERY COMPANY



EMBROIDERY SEWING CO.

DENISE C. GREENLUND

PRESIDENT/OWNER

401-397-3582
401-480-6567 – cell
401-397-0777 - fax
embsew@aol.com

74 CLUB HOUSE RD
WEST GREENWICH, RI 02817



Cotton Theory®
QUILTING

Gail A. Macera
Certified Cotton Theory Instructor
Public and Private Lessons
86 Pheasant Drive
Cranston, RI 02920-1223

Phone: (401)451-0061
gmquilting@cox.net
<http://www.gmquilting.com>

Sew What

Longarm Quilting Services
Custom Edge to Edge
Wholecloth Basting Binding
Beth Blink
73 Purgatory Road
Exeter, RI 02822
401-294-4644 or 401-451-3147
beffie_1@verizon.net



**THE
QUILT
AND
CABBAGE**




Quilting Cottons • Batiks
Homespun • Flannels
Woolen Fabric & Yarn
Stencils • Books • Patterns
Custon Quilts
Gift & Specialty Items

538 Main Street • P.O. Box 534 • Sturbridge, MA 01566
(508) 347-3023
Monday, Wednesday thru Saturday 9:30 – 4:30
Sunday 11:00 – 4:00 Closed Tuesday
Est. 1991

Sue's Creations

Susan Ellis
Longarm Machine Quilter



1291 Middle Rd.
East Greenwich, R.I. 02818
Phone:(401) 884-6459
Email: Sellis1291@verizon.net


New England Quilt Museum *Virginia Perry*

Images/Lowell Quilt Festival and the New England Quilt Museum are having their First Annual Challenge to the museum's supporting guilds. Challenge quilts will be displayed in a special exhibit at [Images 2010](#) and then donated for a fund raiser to benefit the museum. NBOA has been invited to participate in this challenge.

One quilt from each supporting guild is accepted. This quilt can be made by an individual or a group of members. The title of the challenge is **"From Lobstah to Green Monstah: What's Best About New England"**. The quilt's perimeter must not measure more than 144" or less than 96". It does not need to be square. The quilt may be any original or traditional design and embellished in any way you choose. The quilt must include one or more "Mariner Compass" and/or "Delectable Mountains" blocks. It must be hand or machine quilted with a binding and have a 3" hanging sleeve. The quilt is due June 30, 2010.

As one of the original supporting guilds of the museum it would be wonderful for us to participate at Images. Many of you have said to me that the museum does not showcase enough work from the guilds. This is a great opportunity to do so. We have many great quilters in our midst. Please help with this project. If there is a group interested I would be happy to coordinate the work. Please contact me by e-mail.

Let's show the museum what we can do!



Ocean Waves Quilting Company

All regular computer-driven Edge-to-Edge quilting will be **10% off** for all of 2010!
Discounted price is .018 per square inch
Pat Harrison 401.667.0214
oceanwavesqc@verizon.net/oceanwavesqc.com

QUILTS AND MORE

105 FRANKLIN ST.
WESTERLY, RI 02891
(401) 637-4199

Fabric, Books, Notions, Patterns, Classes, Bernina Machines
www.riquiltshop.com

Mon, Wed, Fri 9:00-5:00, Thurs 9:00-8:00, Sat 9:00-4:00,
Sun 10:00-4:00

Betty Combs, Owner Lois Johnsen, Sales Manager

Block of the Month News



January Block
Prairie Queen

This block is from [5500 Quilt Block Designs](#) by Maggie Malone. This is an easy 9 patch block. The fabrics to be used for this block are country plaids, stripes and calicos. There are no set colors to be used.

If you did not receive a BOM pattern booklet, please get directions from the [NBQA Website](#).

The Sewing Room



Leslie Dacier
Owner

PFAFF Sewing Machines
Classes • Patterns & Notions

Oak Harbour Village
567 So. County Trail #207
Exeter, RI 02822
(401) 295-0083
leslie@thesewingroomri.com

Store Hours: Tu,W, F 10-5,
Th 10-8, Sa 10-4, closed Su & M



Quilting fabrics and supplies
Books, patterns & notions

Hours: Tues-Sat 10:00-5:00

344 Main St.
Wakefield, RI 02879
(401) 789-5985

folkartquilts@cox.net

Owners
Evie Chevms & Mary Loftes

MUG MATS & MINIATURES

Ginny Perry

Thank you to all who have already sent in miniature quilts and [Mug Mats](#). Please keep them coming!

We need more miniature quilts for the auction on Sunday. All of you new members and quilters don't be afraid to submit a quilt. I was when I first joined the guild but decided to participate for a good cause. I made a very simple paper pieced heart quilt. I told my husband to please bid on it if no one else did. I didn't have to worry. My little piece sold for \$45.00. I was thrilled. The Miniature Quilt Auction has been a fun and profitable event at our quilt show for many years. Please help the tradition to continue.

I know I have asked for a lot and you are all very busy people. You have pulled through for me in the past and I know you will now. I have greatly appreciated your support through the years. Thank you!

REMINDER

Please be working on those comfort quilts you took home to complete. If you have finished, bring them to the January meeting. If you have not finished, be sure to complete them in time to get them in by the March meeting.

INFORMATION Concerning NBQA Members' Quilt Show 2010
Submission of Entries to the Quilt Show

Date and Times for Dropping off of Quilts: *THURSDAY* April 22, 2010

Quilts to be **Judged** must be brought in **between 10 am and noon**, all others 10 to 6:30pm

Date of Judging: *Thursday*, April 22 starting at Noon

Date of Set Up: *Thursday*, April 22: 9am to 5 pm and *Friday*, April 23 from 9 am until finished

Dates of the Quilt Show: *Saturday*, April 24 - 10 am to 5 pm; *Sunday*, April 25 -10am to 4pm

Submission of Entry Forms: Due by February 18, 2010 (Quilt Guild General Meeting). An entry form will be in the November and January Newsletters and on the NBQA website (nbquilts.org). For multiple entries, please copy the form so you have one for each of your entries.

1. Complete and submit an entry form for each item by February 18, 2010.
2. Attach a color photo to each entry form. (Work need not be completed in photo.)
3. Submit entries to Registration Chairperson, Carolyn Lunt at meetings or by mail: 48 Nichols Rd., North Kingstown, RI 02852. **Please** observe the 2/18/10 deadline as much work is involved in preparing the program. Registration questions: 401-884-5685.
4. Work previously shown at an NBQA show may not be resubmitted unless by invitation. All quilts submitted must be made by NBQA members.
5. If a quilt is from a published pattern or is the result of a class, please acknowledge.
6. Six inch sleeves are required on all quilts except miniatures and small wall hangings.
7. NBQA Quilt Selection Committee reserves the right to accept or reject items.
8. A sturdy display easel must be provided by entrant for framed pieces.
9. Any quilts over 100 inches wide/long may have to be draped due to limitation of space.
10. Please make a copy of each entry you have submitted (so you remember what you've entered)

Submission of Items: Thursday, April 22, 2010 between 10 am and 6:30 pm (quilts to be judged 10 am to Noon) at the North Kingstown High School (at the Rear Entrance); 150 Fairway Drive off Route **1A** just south of Wickford.

1. Each item must have a label that states the following: **Quilter's name, phone # and the title of the work.** If possible bring each item in a clear plastic bag.
2. If you are unable to submit your work in person, we will accept it from your designee and give that person the receipts you will need to retrieve your work.
3. It would be much appreciated by the Registration Committee if you did not wait until the 6:30 deadline but instead brought your quilts in earlier. Thanks.

Retrieval of Items: 4:45 pm Sunday, April 25, 2010 after the take down. Take a number and you will be called when take down is completed. If someone other than you is picking up your quilts, they will need a note to the committee from you along with your receipts. The committee will be available until 5:30 pm to return your work. If any work is not picked up by that time, it will be the responsibility of the owner of the work to contact Carolyn at 884-5685 to arrange retrieval.

Optional Insurance Fee: Insurance may be purchased for \$1.00 per each \$200 increment based upon actual value of your quilt. \$1 to \$200 = \$1 Fee; \$201 to \$400 = \$2 Fee; \$ 401 to \$600 = \$3 Fee; etc List the **actual value** of the quilt if you elect to purchase the optional insurance.

Examples: Value is \$ 320 = \$2.00 fee; value \$ 550 = \$ 3.00 fee, \$ 900 = \$5.00 fee

Make check for payment to "NBQA" You may combine insurance and judging fee in one check. Indicate desired insurance coverage and amount of fee on 2nd page of the form.

**NBQA Members' Quilt Show 2008 REGISTRATION FORM (One form for each entry)
Dates April 24 and 25 at North Kingstown High School**

Quilt Maker's Name _____ Phone # _____

Quilted by _____ Professionally Quilted by _____

I am submitting this work for judging: YES NO. If, yes, include \$ 6.00 per entry.

Category of Entry (Select **one** category.)

All quilts will need a 6" sleeve with the exception of the Mini and Small Wall.

- Bed/Lap Quilt Mini Quilt Felted Wool
 Small Wall Quilt (24" to 36") Large Wall Quilt (over 36")
 Baby/Juvenile Home Decor Holiday/Seasonal
 Guild Activity: Summer Challenge, Workshop Project or Block of the Month
 Clothing/Accessories* Will you model? If not, size of garment _____ .)

***Please attach a lengthy description/story for the commentator to read while your garment is shown in the fashion show in addition to the 36 words or less for use in the program booklet.**

Item Details for Program Booklet: Please be as specific as possible. Please write a description

Title of Work _____
 Traditional Pattern Original Design From a Published Pattern
Credit Pattern Source _____
Size (must be provided): Width _____ Length _____ Year Completed _____

For the program booklet, in 35 words or less, write what you want viewers to know about your work such as: your motivation, the techniques used and/or any personal history you wish to share.

.....
2010 NBQA Quilt Show Entry
Name _____
Item Name _____

.....
2010 NBQA Quilt Show Entry
Name _____
Item Name _____

Thank you for submitting an entry.

This receipt must be shown to claim your Entry after take down April 25th.

Attach photo here: Please, no larger than 4" by 6". PLEASE have good color representation

Name: _____

Title of work: _____

Optional Insurance: Yes / No Actual Value: _____ Fee enclosed _____


I am submitting this work for judging: YES ____ NO ____ Fee Enclosed _____ (\$6 ea)

I grant NBQA permission to use a photo of this quilt on its Website. Yes No

Category (from front page): _____

Size: Width _____ Length _____

Mark on X on the block below that shows the configuration of your quilt, as it should hang.



Description of quilt back: Color _____ Design _____

Some quilts may be draped due to space limitations.

Catalog Number: _____

(do not write on this line.) Thank you

Classifieds

Here you will find:

- Quilting groups/mini groups inviting you to participate or drop by.
- NBQA members who run groups or are teaching classes that you are invited to attend.
- Members seeking a particular group or person with certain skills.
- Ads from NBQA members with fabric or other quilting items for sale
- Each NBQA member is allowed 1 free ad per year. Subsequent ads are \$5.00 each or \$25.00 for the year.

If you have a "Classified" you would like to run in the next newsletter, e-mail it to info@nbquilts.org.

Quilting Group

The *Monday Quilting Group* invites you to join them every Monday from 9:30 AM – noon. Stay a short while or the entire morning. No reservation needed. Bring your own work. We have tables, chairs & outlets for machines. We meet at the Shawmut Baptist Church, 1642 West Shore Road, Warwick, RI. There is plenty of parking in the lot on Armstrong Ave. Come in through the office door and go up the steps. For question contact Fran at 401-732-5116.

Great Escape Weekend

MARCH 5-7, 2010


W. Alton Jones Campus, West
Greenwich, RI

Tina Craig will lead the Saturday workshop, "*Weed Whacker*." Weed Whacker was designed by Bonnie Hunter and can be seen at www.quiltville.com. Use up a big stack of stash with this one! A picture of the project will be provided with the supply list. To register send:


Name, Phone, Address, Email
Deposit of \$50 to: Tina Craig, 188
Weathervane Rd., Wakefield, RI 02879

Total Price: \$160.00. (May be subject to
sales tax.)

(New coordinator, same great quilt
retreat!)



**Narragansett Bay
Quilters' Association**
PO Box 614
East Greenwich, RI 02818
<http://www.nbquilts.org/>



New England Quilt Museum

18 Shattuck St.
Lowell, MA 01852
978-452-4207
www.nequiltmuseum.org



Lowell is located 28 miles north of Boston off Interstate 93 and 495 and Route 3. Take the Lowell Connector from either Interstate 495 (Exit 35C) or Route 3 (Exit 30N Northbound or 30A Southbound) to Thorndike Street (exit 5B). Go the 6th light and turn right onto Market Street.

Park at street meters, the Leo A. Roy Market Street Garage, or on weekends ONLY, the lot behind the museum on Middle Street.

To drive up to the door, go into the next light into Palmer Street. Go to the next light and turn left onto Merrimack Street. Go to the next corner and turn left onto Shattuck.

2010 Exhibition Schedule

November 19, 2009 - February 25, 2010
**Masters: 40 Contemporary
Master Quilters**

March 4, 2010 - May 9, 2010

Kinder Komforts:
Amish Crib Quilts

May 13, 2010 - July 11, 2010

Women's Writes:
Signature Quilts and Their Stories

July 15, 2010 - October 17, 2010

Contemporary Broderie Perse:
An Elegant Revival

Museum hours are 10 am - 4 pm
Tuesday-Saturday year around;
in addition May through December,
Sundays 12 pm - 4 pm.